



Athletics

Team Leaders' Guide



Welcome!

On behalf of the entire organising committee, it's an honour to introduce this Team Leaders' Guide for the Rio 2016 Olympic Games. I would like to thank everyone at the IOC, the international federations, the NOCs and all stakeholders and partners for their support in the creation of these guides, as well as in helping us in our preparations for the athletes and teams at Games time.

We have been working for years to provide all the athletes with the best possible services and environments, in the Olympic Village as well as the competition and training venues, and to ensure their maximum performance at the first-ever Olympic Games in South America.

Some of the highlights of this guide include:

- Key dates and personnel
- Information on the competition format and rules
- Details on processes relating to competition and training
- Specific venue facilities and services, including transport information and maps
- General information on topics that are vital for all sports, such as medical services, doping control, accreditation and security

We trust that this publication will assist you in your planning for Games time and your stay here in Rio de Janeiro. If you require any additional information that has not been included in this guide, please do not hesitate to contact Rio 2016 competition management at your competition or training venue, or the Sport Information Centre or NOC Services Centre in the Olympic Village.

Rio 2016 is ready to deliver a one-of-a-kind Games, and we are more than proud to welcome you and the rest of the world!

YOURS IN SPORT,

A handwritten signature in black ink that reads "Rodrigo Garcia". The signature is written in a cursive, flowing style.

RODRIGO GARCIA

Director of Sport, Rio 2016 Organising Committee

Contents

Competition: Essentials	6
Key dates	7
International Association of Athletics Federations (IAAF).....	8
National Technical Officials (NTOs).....	10
Medal events.....	14
Competition rules	16
Clothing and equipment.....	17
Athlete Personal Equipment Transport – Poles	23
Late Athlete Replacement Policy.....	24
Doping control	26
Sport information	27
Sport Viewing Room (SVR).....	29
Competition schedule.....	30
Competition: General information	37
Pre-competition procedures	38
Declaration of relay teams	41
Athletes’ bibs and transponders	41
Olympic Stadium	43
Competition procedures	43
Entering the field of play.....	44
Post-competition procedures	45
Sambódromo: Marathon	49
Competition procedures	49
Course information (see Maps section)	50
Post-competition procedures	55
Pontal: Race Walk	56
Competition procedures	56
Course information (see Maps section)	57
Post-competition procedures	59

Competition: Venue information	61
Venue facilities and services	62
Olympic Stadium	63
Venue access	63
Field of play	63
Venue facilities and services	64
Weather.....	65
Olympic Stadium warm-up venue	65
Sambódromo	65
Venue access	65
Field of play	66
Venue facilities and services	66
Weather.....	66
Pontal	67
Key information.....	67
Venue facilities and services	67
Weather.....	68
Training	69
Allocation of training sessions	70
Training regulations	70
Venue services and facilities	70
Training Venue Passes (TVPs).....	70
Air Force Club	73
Key information.....	73
Venue access	73
Training sessions	73
Training facilities.....	73
Other venue facilities and services.....	73
Air Force University (UNIFA)	74
Key information.....	74
Venue access	74
Training sessions	74
Training facilities.....	75

Olympic Stadium warm-up venue.....	76
Key information.....	76
Venue access.....	76
Training facilities.....	76
Other venue facilities and services.....	76
The Games	78
Accreditation.....	79
Accreditation facilities.....	79
Team Welcome Ceremonies.....	81
Opening and Closing Ceremonies.....	81
Ticketing.....	82
Transport.....	83
Olympic Route Network (ORN).....	86
Public transport.....	86
Village.....	87
Security.....	87
Recycling.....	91
Electricity and adapters.....	92
Rio 2016.....	92
Notes	98
Maps	100
Daily Competition Schedule.....	113



COMPETITION: ESSENTIALS

The Athletics competition at the Rio 2016 Olympic Games will be held from Friday 12 August to Sunday 21 August 2016 at the Olympic Stadium. Sambódromo and Pontal will be the venues for the road events, which will be held on the streets of Rio de Janeiro. The total quota of athletes is 2,005.

Key dates

18 JULY 2016	Sport entries final deadline (23.59, GMT -3)
24 JULY 2016	Olympic Village official opening
	Start of official training (13.00)
5 AUGUST 2016 (DAY 0)	Olympic Games Opening Ceremony
10 AUGUST 2016 (DAY 5)	Olympic Stadium orientation (10.00)
	Training with official starters at Olympic Stadium (12.00)
	Athletics technical meeting (15.00)
11 AUGUST 2016 (DAY 6)	Course orientation for women's & men's Marathons (10.30)
	Course orientation for 20km & 50km Race Walk (16.00)
12 AUGUST 2016 (DAY 7)	Start of Athletics competition
21 AUGUST 2016 (DAY 16)	End of Athletics competition
	Olympic Games Closing Ceremony
24 AUGUST 2016	Olympic Village closes

Rio 2016 competition management

ATHLETICS MANAGER	Martinho Nobre dos Santos
ATHLETICS SPORT MANAGERS	Jorge Pereira Rodrigues
	Paulo Funke
ATHLETICS SERVICES MANAGERS	Ana Carina Dias Neves-Manta
	Carla Cristina de Souza Ribeiro
ATHLETICS TECHNICAL OPERATIONS MANAGERS	Kellermann Zanotti
	José Rodolfo Eichler

International Association of Athletics Federations (IAAF)

PRESIDENT	Sebastian Coe	GBR
VICE PRESIDENTS	Sergey Bubka	UKR
	Dahlan Jumaan Al Hamad	QAT
	Hamad Kalkaba Malboum	CMR
	Alberto Juantorena Danger	CUB
HONORARY TREASURER	Jose Maria Odriozola	ESP
COUNCIL MEMBERS	Nawal El Moutawakel	MAR
	Stephanie Hightower	USA
	Ahmad Al Kamali	UAE
	Zhaocai Du	CHN
	Pauline Davis-Thompson	BAH
	Abby Hoffman	CAN
	Frank Fredericks	NAM
COUNCIL MEMBERS	Sylvia Barlag	NED
	Hiroshi Yokokawa	JPN
	Antti Pihlakoski	FIN
	Bernard Amsalem	FRA
	Mikhail Butov	RUS
	Adille Sumariwalla	IND
	Nawaf Bin Mohammed Al Saud	KSA
	Svein Arne Hansen	NOR
	Victor Lopez	PUR
	Geoff Gardner	NFI
	Roberto Gesta de Melo	BRA
	Anna Riccardi	ITA
David S. Okeyo	KEN	

COUNCIL MEMBERS	Karim Ibrahim	MAS
GENERAL SECRETARY	Jean Gracia	FRA

International Technical Officials (ITOs)

TECHNICAL DELEGATES	Anna Riccardi	ITA
	Bill Bailey	AUS
	Jorge Salcedo	POR
MEDICAL DELEGATE	Pierre Yves Garnier	FRA
ANTI-DOPING DELEGATE	Thomas Capdevielle	FRA
PRESS DELEGATE	Anna Legnani	ITA
ENGLISH ANNOUNCERS	Garry Hill	USA
	Paul Swangard	USA
FRENCH ANNOUNCERS	Jean-François Raffalli	FRA
	Christian Charbonnel	FRA
STATISTICIANS	Ottavio Castellini	ITA
	Carlos Canet	ESP
ITOS	Suren Ayadassen	MRI
	Robert Podkaminer	USA
	Jane Edstrom	CAN
	Samuel Lopes	POR
	Vadim Nigmatov	TJK
	Antonio Perez	ESP
	Helen Roberts	AUS
	Brian Roe	AUS
	Patrick Van Caelenberghe	BEL
Luca Verrascina	ITA	
CHIEF RACE WALKING JUDGE	Luis Saladie	ESP

RACE WALKING JUDGES	José Dias	POR
	Jean-Pierre Dahm	FRA
	Chong Beng Khoo	MAS
	Daniel Michaud	CAN
	Pierce O'Callaghan	IRL
	Steven Taylor	GBR
	Jordi Estruch Valero	ESP
	Candido Velez	PUR
RACE WALKING JUDGES' ASSISTANTS	Luis Saladie	ESP
	Nilton Cesar Ferst	BRA
RECORDER	Peter Marlow	GBR
INTERNATIONAL STARTER	Luis Figueiredo	POR
PHOTO FINISH JUDGE	Krisztina Horváth	HUN
ROAD RACE MEASURER	David Katz	USA
JURY OF APPEAL SECRETARY	Imre Matrahazi	HUN

National Technical Officials (NTOs)

(BRA unless otherwise stated)

Adelcio Aguiar da Silva	Jurandir Vicente Abou Hbed
Adriana Pereira do Amaral	Karin Fabiola Herrmann
Adriane Judy da Costa Browne	Kouki Iha
Agnaldo Vieira de Lima	Lais Regina Teles Campos
Aladyr Correa	Laura Eunice das Chagas
Alexsandro Saturnino Martins	Ledir Ribeiro dos Santos
Aline Dutra Goetze	Levi Fernando Taques
Allan de Medeiros Pinheiro	Ligia Guimarães Paiva
Allyson Nascimento de Almeida	Ligia Nair dos Santos Martins
Amaro Barbarini	Lilia Targina Varera

Ana Cristina Gimenez	Lillia Zuleica Rodrigues de Figueiredo
Ana Lúcia São Braz Pepino Brum	Lincoln Eduardo de Souza Rodrigues
Anderson Carvalho de Oliveira	Lindomar Teles de Oliveira
Anderson de Sousa Queiroz	Livia Domingues dos Santos
Anderson Luis Borges de Oliveira	Liziane Francisco Reis
André Luiz Negre	Luciana Sagrilo Monteiro
André Luiz Rodrigues Pereira	Luciana Senise de Oliveira Martins
André Ricardo Braga Pattuzzo	Luiz Antônio Alves Monteiro
Andrea Romano	Luiz Antonio Nascimento dos Santos
Antonio do Nascimento Lima	Luiz Claudio Neto da Silva
Antônio Gomes Filho	Luiz Pablo Fechó Moura
Antônio Luis Paranhos do Nascimento	Luiza Penna dos Santos Pereira
Aquilles Jafferson Philipe Rudson Rhakovisk Delano Zandoque de Oliveira Costa Melo	Marcelo Brogno Novelo
Arioston Estrela da Silva Junior	Marcelo Diego Correia do Nascimento
Armando de Carvalho	Marcelo Neier de Souza e Silva
Armando Guimarães Junior	Marcia Desidério Quirino
Bernardete Conte	Marcia Rios Cavalcanti
Bianca Gomes Arantes G. de Melo	Marcia Zanon Benetti
Bruno Mendes de Lima	Marcio José Zanetti Bodziak
Bruno Siqueira Marques	Marco André de Lazari
Caio Siqueira Freixeda	Marco Aurélio da Silva
Camilla Beneventes Feitosa	Marcos André Seniski
Carlos Guilherme Petry	Marcos Frank Zamadei dos Santos
Carlos Henrique Batista Bahia	Marcos Kaczan
Caroline Leandro de Lima	Marcos Paulo Castilho Costa
Catia Lucia Alves	Marcos Paulo Garcia de Andrade
Celso Salmeira do Nascimento	Marcos Tateishi
Cesar Augusto Palhares	Maressa de Freitas Serafim
Charles Gomes de Souza	Maria Alice da Silva

Cinthia Vouga Moreira da Silva	Maria Aparecida da Silva
Claude Mara de Souza	Maria Aparecida Demetro Perego
Claudia Emilia Basilio de Matos	Maria da Conceição Silva
Claudia Schneck de Jesus	Maria Gerlane Felix da Silva
Cleia Marize Lopes Francisco	Maria José dos Reis
Cristiane Baez	Marinho Yamar de Lima Melo
Cristiane Neuhaus	Mario Cesar Santos Pereira
Cynthia Moreira dos Santos	Massao Tateishi
Daniel Silva do Nascimento	Mauricio dos Santos Carneiro Junior
Daniel Teixeira da Silva	Michele Fialla
Danielle de Oliveira Del Riga	Michelle Carreirão Gonçalves
Danilo da Trindade Barbosa	Natércia dos Santos Felix
David Costa de Aquino	Nedir Alves Caixeta
David Elias Falcão Pimentel	Nely Regina Corrêa Venâncio
Dayvison Machado da Silva	Neudir Paulo das Nebes
Deivis Elton Schlickann Frainer	Newton Dalcin
Djalma Paim de Goes Filho	Nilton Cesar Ribeiro
Donita Meire Dias	Og Robson de Menezes Chagas
Dyenis Mendes de Lima	Olmiro Flores Busanello
Dyonnara Cynthia Gomes Faria	Paula Nascimento Carrijo Bento
Edilene Barbosa de Oliveira	Paulo Almeida Grajaú Neto
Edson James Berno	Paulo de Barros de Lima Filho
Edvaldo Quirino dos Santos	Paulo Sergio Medrades Tolentino
Eliane Natalino	Ramon Almeida Simão
Elias Gonçalves Pereira	Renato Brugnolle Blini
Elisa Gaspar Augusto	Ricardo Botelho Rodrigues da Silva
Janaina Pinheiro Lopes	Ricardo de Paula Barboza
Elza Maria Aparecida dos Santos	Ricardo Giovanini
Emerson Sousa Matias	Ricardo Luiz Lopes Simão

Eraldo Marques da Silva Junior	Ricieri Dezem
Ernando Barbosa Santana	Risete Cavalcante da Silva
Euzinete Maria Reis	Rita dos Santos Silva
Fabiano de Almeida Paiva	Romildo Cesar Gomes
Fabiano Tulio	Ronaldo Afonso Lourenço
Fabio Silva de Souza	Rosana Aparecida Souza Santos
Felipe Luis Giovenardi Toniazco	Rosângela Almeida Lima
Felipe Moreira de Carvalho	Rosangela Silva Alves
Fernando Hollanda Junior	Roselene Flores Dias
Flavia Cardoso Moreira	Rubem Marcelo Paz Minozzo
Flávio Romero Bernardes dos Santos	Sandra Maria Souza Malcher
Florentina Vicente dos Santos	Santos Dumont Lopes
Francisco José Neves da Silva	Schirlei Alves de Freitas Souza
Franklin Queiroz de Barros	Sebastião Henrique Correa da Silva
Gaspar Teodoro de Melo	Sergio Massami Yamamoto
Gélica Oriele dos Santos Silva	Sérgio Ricardo Amarante Cavani
Getúlio Lopes de Araujo Filho	Shirley Baptista
Gilvan Lira da Silva	Sidnei Ferreira Lima
Gisele Gonzalez Souza	Sildemar Estevão Venâncio
Giselle Marie Matuki Diniz Peixoto	Silvia Carla Ferreira Gomes
Greicy Kelly Damasceo Pereira de Lima	Silvia Regina Cassano Monteiro
Guilherme José Guarini	Silvia Sato
Helena Pessoa da Silva	Stefany Santana Terra
Henrique Niekraszewicz	Stephanie Camillo Batista
Herbert Pereira Nunes	Teresa Cristina dos Santos Nunes
Irenilta Pereira dos Santos Nunes	Terezinha da Luz Borges
Isabel Maria Ramos de Oliveira	Thamara Rangel Gomes
Jammerson Franks Barbosa de Melo	Thiago Azevedo de Arruda
João Batista de Medeiros da Silva	Tomires Campos Lopes

João Henrique da Rocha Dantas	Ubiratan Martins Junior
João Vicente Bezerra Limeira	Valdeci Guedes da Silva
Jonas Totola Carbajal	Valdir Lopes Medeiros
Jorge Augusto dos Santos	Valéria Cristina Gonçalves Calhão Silva
Jorge de Assis Junior	Valéria Sales dos Espírito santo
José Alves dos Santos	Valter augusto de Oliveira
José Carlos Ferreira Cardoso	Vanessa do Amaral
José Ernandes Feitoza	Vanessa Fabri Cassetari
José Luiz Barril Peixoto	Viviane da Silva Vasconcelos
José Luiz de Souza	Walmor José Battistotti Filho
José Tadeu Carvalhinho	Walter Alves Brasil Filho
Joseph Willian Diniz Peixoto	Wanderson Cardoso da Silva
Juarez Otávio de Oliveira	Willian Assumpção Dias Junior

Medal events

MEDAL EVENTS	
Men (24)	Women (23)
TRACK	
100m	100m
200m	200m
400m	400m
800m	800m
1500m	1500m
5000m	5000m
10,000m	10,000m
110m Hurdles	100m Hurdles
400m Hurdles	400m Hurdles
3000m Steeplechase	3000m Steeplechase

4 x 100m Relay	4 x 100m Relay
4 x 400m Relay	4 x 400m Relay
FIELD	
High Jump	High Jump
Pole Vault	Pole Vault
Long Jump	Long Jump
Triple Jump	Triple Jump
Discus Throw	Discus Throw
Hammer Throw	Hammer Throw
Javelin Throw	Javelin Throw
Shot Put	Shot Put
COMBINED EVENTS	
Decathlon	Heptathlon
ROAD	
Marathon	Marathon
20km Race Walk	20km Race Walk
50km Race Walk	

Competition format

TRACK EVENTS

All track events will consist of a maximum of three rounds (first round, semi-finals and finals), with the number of rounds in each event based on the number of athletes. The exceptions are the men's and women's 10,000m events, which will consist of a final with no heats.

PRELIMINARY ROUNDS (MEN'S AND WOMEN'S 100M)

In the men's and women's 100m events, traditionally the events with the highest number of entrants and the highest number of non-qualified athletes, a preliminary round has been introduced. The preliminary round will be held before the main three rounds of the men's and women's 100m, and will only be applicable for athletes who have not met the entry standards for the 100m (for details of the entry standards, please see the Qualification System for Athletics, available on the NOCnet). The qualification procedure from the preliminary rounds will be determined by the number of final entrants. Those athletes who do successfully proceed through the preliminary rounds will then compete in the main three rounds along with the A- and B-standard athletes.

FIELD EVENTS

All field events will consist of a qualifying round and a final. At the technical meeting on 10 August 2016, IAAF technical delegates will advise all teams of the qualification standards that will apply during the qualifying rounds. All athletes who achieve these standards during the qualifying rounds of each event will advance to the finals. If fewer than 12 athletes reach the standard in any given event, the next best-ranked athletes up to a total of at least 12 during qualifying will progress to the final.

COMBINED EVENTS

The men's Decathlon and women's Heptathlon will each be held over two days, in accordance with IAAF rules. The order of events within each competition will follow the order given in the IAAF Competition Rules (Rule 200: Combined Events), which can be found at www.iaaf.org/about-iaaf/documents/rules-regulations.

ROAD EVENTS

The road events will be held entirely outside the Olympic Stadium on the streets of Rio de Janeiro. Maps of the courses appear later in this guide. All road events will consist of a final only.

THE DRAW

The draw for the first round of all events will be conducted in the afternoon of the day before the first round, except for events held on day 7 of the Olympic Games (day 1 of the Athletics competition), for which the draw will be held two days before the events. For the first rounds of all events, athletes will be ordered according to their seed time/performance (their season's best performance) and allocated to their heat or group using a 'zig-zag' distribution method. The draws for all medal events will be conducted at the Olympic Stadium and will be managed by the IAAF in accordance with IAAF Competition Rules.

Competition rules

The Athletics competition will be held in accordance with the editions of the following documents that are in force at the time of the Games:

IAAF COMPETITION RULES 2016–2017

(available at www.iaaf.org)

IOC OLYMPIC CHARTER

(available at www.olympic.org/olympic-charter/documents-reports-studies-publications)

In accordance with the Rule 46 (Role of the IFs in relation to the Olympic Games) and the Bye-law to Rule 46 of the IOC Olympic Charter, the IAAF will be responsible for the control and direction of Athletics at the Rio 2016 Olympic Games.

AGE REQUIREMENTS

Junior athletes

Any athlete aged 18 or 19 years on 31 December in the year of the competition (born in 1997 or 1998) may compete in any event except the Marathon and 50km Race Walk.

Youth athletes

Any athlete aged 16 or 17 years on 31 December in the year of the competition (born in 1999 and 2000) may compete in any event except the throwing events, Heptathlon, Decathlon, 10,000m, Marathon and Race Walk.

Athletes younger than 16

No athlete younger than 16 years of age on 31 December in the year of the competition (born in 2001 or later) may compete at the Olympic Games.

Clothing and equipment

Clothing and equipment used by athletes and other participants in the Athletics competition at the Olympic Games must comply with the documents listed below:

IAAF COMPETITION RULES 2016–2017

(available at www.iaaf.org)

IOC OLYMPIC CHARTER

(available at www.olympic.org/olympic-charter/documents-reports-studies-publications):

Rule 50 (Advertising, demonstrations, propaganda) and the Bye-law to Rule 50

IOC GUIDELINES REGARDING AUTHORISED IDENTIFICATIONS FOR THE GAMES OF THE XXXI OLYMPIAD, RIO 2016

(distributed by the IOC to all NOCs)

IOC OLYMPIC CHARTER RULE 50 AND GUIDELINES REGARDING AUTHORISED IDENTIFICATIONS

The prohibition of any advertising and publicity in and above Olympic sites (as expressed in the Olympic Charter) is one of the aspects that differentiate the Olympic Games from other international events. This principle is reflected in the Bye-law to Rule 50 of the Olympic Charter. In addition, detailed information on the implementation of Rule 50 to clothing, equipment, accessories and other items is detailed in the IOC's Guidelines Regarding Authorised Identifications for the Games of the XXXI Olympiad, Rio 2016, which has been distributed by the IOC to all NOCs, IFs and sporting goods manufacturers.

Below, please find excerpts (sections 1, 8 and 9) from the Bye-law to Rule 50 of the Olympic Charter and the sport-specific guidelines from the IOC's Guidelines Regarding Authorised Identifications for the Games of the XXXI Olympiad, Rio 2016. However, all NOCs are strongly advised to refer to the complete Guidelines Regarding Authorised Identifications document for detailed information and instruction on all aspects of Rule 50 and its application and enforcement at the Rio 2016 Olympic Games.

IOC Olympic Charter: Bye-law to Rule 50 (excerpts)

1. No form of publicity or propaganda, commercial or otherwise, may appear on persons, on sportswear, accessories or, more generally, on any article of clothing or equipment whatsoever worn or used by all competitors, team officials, other team personnel and all other participants in the Olympic Games, except for the identification – as defined in paragraph 8 below – of the manufacturer of the article or equipment concerned, provided that such identification shall not be marked conspicuously for advertising purposes.

The IOC Executive Board shall adopt guidelines that provide further details on the implementation of this principle.

Any violation of this Bye-law 1 and the guidelines adopted hereunder may result in disqualification of the person or delegation concerned, or withdrawal of the accreditation of the person or delegation concerned, without prejudice to further measures and sanctions which may be pronounced by the IOC Executive Board or Session.

The numbers worn by competitors may not display publicity of any kind and must bear the Olympic emblem of the OCOG.

8. The word “identification” means the normal display of the name, designation, trademark, logo or any other distinctive sign of the manufacturer of the item, appearing not more than once per item.

9. The OCOG, all competitors, team officials, other team personnel and all other participants in the Olympic Games shall comply with the relevant manuals, guides, regulations or guidelines, and all other instructions of the IOC Executive Board, in respect of all matters subject to Rule 50 and this Bye-law.

SPORT-SPECIFIC INFORMATION (FROM GUIDELINES REGARDING AUTHORISED IDENTIFICATIONS)	
Clothing	
T-shirt/Singlet/Vests	One Identification of the Manufacturer per item will be permitted, to a maximum size of 30cm ² . The lettering shall not exceed 4cm in height and the total identification shall not exceed 5cm in height.
Under garments	No Identification of the Manufacturer shall appear on under garments.
Lower body attire (shorts, tights)	One Identification of the Manufacturer per lower body attire will be permitted, to a maximum size of 20cm ² , with a maximum height of 4cm.

<p>Leotard One-piece body suit</p>	<p>One Identification of the Manufacturer on the front of the leotard will be permitted, in a rectangular form to a maximum size of 30cm². The lettering shall not exceed 4cm in height and the total Identification of the Manufacturer shall not exceed 5cm in height.</p> <p>or</p> <p>One Identification of the Manufacturer shall be permitted above the waist and one shall be permitted below the waist. Such identifications shall be identical, in rectangular form with a maximum size of 20cm². The lettering shall not exceed 3cm in height and the total Identification of the Manufacturer shall not exceed 4cm in height. However, these Identifications of the Manufacturer shall not be placed immediately adjacent to each other.</p>
Accessories	
<p>Gloves Armband/Wristband Headgear/Hats/Headbands Eyewear Socks</p>	<p>One Identification of the Manufacturer per item will be permitted, to a maximum size of 6cm².</p>
Sport Equipment	
<p>Vaulting pole Javelin Shot Discus Hammer</p>	<p>Two Identifications of the Manufacturer per item will be permitted, to a maximum height of 4cm.</p>
Shoes/Footwear	
<p>Shoes</p>	<p>All footwear items may carry the Identification of the Manufacturer as generally used on products sold through the retail trade during the period of 6 months or more prior to the Games, as long as it is deemed not conspicuous by the IOC.</p>

IF SPECIFIC TECHNICAL REQUIREMENTS

The following IF technical requirements apply in relation to the General Guidelines (The IOC Guidelines Regarding Authorised Identifications for the Games of the XXXI Olympiad, Rio 2016 is available on the [Rio Exchange — https://rioexchange.rio2016.com](https://rioexchange.rio2016.com)):

Section 8 – Third party identifications (athlete names)

The name of the athlete may be displayed on the front and/or the back of the vest, leotard and t-shirt. The maximum height of such display shall be 4cm.

Section 10 – NOC emblems and national identity

Country/territory name

The name of the country/territory of the athlete and/or its NOC code may be displayed once on the back and/or the front of the vest, leotard, t-shirt and lower body attire. The maximum height of such display shall be 10cm.

Country/NOC logos and flags

For vests, leotards and t-shirts, national symbols may be displayed once on the front of each item, above the waist. The maximum size of such identifications shall be 30cm² for vests and leotards and 40cm² for t-shirts, with a maximum height of 5cm.

For lower body attire, national symbols may be displayed once on the front of each item. The maximum size of such display shall be 20cm², with a maximum height of 4cm.

Section 12 – Homologation marks

No homologation marks required by the IF.

Section 17 – Submission process

No additional obligatory submission process required by the IF, section 17 of the General Guidelines applies.

ATHLETES' BIBS AND TRANSPONDERS

See page [41](#).

THROWING IMPLEMENTS

The list of approved throwing implements is as follows:

MEN				
Catalogue No.	Manufacturer	Description	Colour	Certification No.
SHOT 7.26kg				
QQ-4	Jiangsu Jinling	Jinling iron, dia: 120mm	Silver	I-12-0558
N1118A	Nelco	Turned iron, dia: 128mm	Yellow	I-99-0093
F251	Nishi	Steel, dia: 125.5mm	Silver	I-99-0087
F251C	Nishi	Steel, dia: 129mm	Silver	I-99-0083

DISCUS 2kg				
D2000JSUS	Denfi	Jurgen Schult Ultimate Spin, chrome rim, carbon grey	White/ yellow centre	I-99-0098
D2000SKYM	Denfi	Skymaster, Chrome rim, mixed carbon/plastic plates	Red/white centre	I-02-0270
F331A	Nishi	Super HM, steel rim, FRP sides	Purple/ black/white	I-02-0255
6126200	Nordic Sport	Gerd Kanter Edition II, stainless steel rim, fibreglass sides	Orange/ black	I-99-0007
720-1200	UCS	Orange Flyer Medium Moment, steel rim, fibreglass	Orange	I-99-0122
HAMMER 7.26kg				
N1122XA/N1125BN	Nelco	Olympic, alloy stainless steel, dia: 110mm	Silver	I-99-0132
F201/F352/F353	Nishi	Steel, dia: 110mm	Orange	I-99-0079
F201A/F352/F353	Nishi	Steel and Tungsten dia: 110mm	Orange/ black	I-09-0442
ZH-7,26-B/UW-115	Polanik	Steel, dia: 110mm, Ziolkowski Black	Black	I-10-0469
JAVELIN 800g				
800CC95	Nemeth	Classic 95m, hard composite, yellow cord	Violet/ yellow/ orange	I-08-0400
800C85	Nemeth	Club 85m, aluminium, violet cord	Violet/ yellow/blue	I-99-0104
7916800c	Nordic	Champion, carbon, lilac cord	White, lilac spiral	I-99-0189
7916808	Nordic	Orbit, steel, black cord	Blue, white	I-99-0014
7916803c	Nordic	Airglider Carbon flex 4.5, carbon, red cord	White, red spiral	I-03-0300
WOMEN				
Catalogue No.	Manufacturer	Description	Colour	Certification No.
SHOT 4kg				
N1118EA	Nelco	Turned iron, dia: 104mm	Black	I-99-0137

F253	Nishi	Steel, dia: 103mm	Silver	I-99-0089
F253C	Nishi	Steel, dia: 109mm	Silver	I-99-0084
PK-4/100-M	Polanik	Brass, dia: 100mm	Gold	I-00-0198
DISCUS 1kg				
D1000JSUS	Denfi	Jurgen Schult Ultimate Spin, chrome rim, carbon grey	White/ yellow centre	I-99-0099
N1105GD	Nelco	Gold, brass rim, plastic sides	White/gold	I-99-0096
F333A	Nishi	Super HM, steel rim, FRP side	Purple/ black/white	I-02-0256
CPD11-1	Polanik	Competition, plastic, stainless rim, synthetic sides	Blue	I-11-0493
720-2100	UCS	Purple Flyer High Moment, steel rim, fibreglass plates	Purple	I-99-0121
HAMMER 4kg				
LQ-5/LQB-1	Jiangsu Jinling	Jinling, iron, dia: 99mm	Silver	I-05-0351
F210A/F352	Nishi	dia: 96mm	Blue	I-99-0080
PH-4-G/UW-110	Polanik	Premium Gold, Brass, dia: 95mm	Gold	I-10-0464
PH-4-B/UW-110	Polanik	Steel dia: 95mm, Premium Black	Black	I-10-0466
JAVELIN 600g				
600C70	Nemeth	Club 70m, aluminium, violet cord	Violet/ yellow/blue	I-10-0459
600CS80	Nemeth	Classic 80m, aluminium, violet cord	Violet/ yellow/green	I-99-0102
7917606c	Nordic	Olympia Carbon, carbon, green cord	White, green spiral	I-10-0457
7917603	Nordic	Diana 80, steel, blue cord, 80m	Lilac, white	I-99-0018

Personal Implements will also be allowed, providing that:

- they are readily identifiable and are IAAF certified
- they are not already on the official list
- they have been checked for compliance with IAAF Rules
- they are made available to all the other athletes until the end of the final of the event

Personal implements for competition may be handed in at the Technical Information Centre (TIC) at the Olympic Stadium no later than 16.00 on the day before the first round of that event. A self-copying Personal Implement Receipt form will be completed with the relevant details and a copy will be handed to the athlete or coach. The athlete or coach will be notified if that implement is already on the approved IAAF list and cannot be accepted (due to the organising committee already providing the exact same implement).

The implements will be labelled with the athlete's name and bib number. After the deadline for submission, a list of the implements will be submitted to the IAAF technical delegates for confirmation that they are acceptable.

On receiving confirmation, the implements will be inspected for conformity according to the technical rules. Any implement that fails to satisfy the equipment officer will be rejected, with the reason noted on the form and the relevant athlete or coach notified through the pigeonholes at the TIC at the Olympic Stadium and the Sport Information Centre (SIC) in the Olympic Village. A full list of labelled implements will then be prepared for the competition and confirmed by the technical delegates.

Personal implements will not be returned to the athletes until after the final of each event. Personal implements submitted for combined events will only be used for those events. Implements may be collected from the TIC after this time.

Athlete Personal Equipment Transport – Poles

Arrival

Athletes planning to travel to Rio de Janeiro with their own poles will be responsible for organising the transport until their arrival at the airport in Rio. At the curbside of the airport load zone, Tom Jobim International Airport (GIG) Terminal 1 and Terminal 2, and Santos Dumont Domestic Airport (SDU), the Rio 2016 Logistics team will load poles onto trucks or buses along with all other luggage to go to the Olympic Village. Upon arrival at the Olympic Village, athletes will collect their poles and luggage and take these through the Welcome Centre security process.

Sport Equipment Check-in desk

On the clean side of the Welcome Centre, athletes will see a sport equipment check-in desk where they can check in their poles for transport to the training venue. Rio 2016 Logistics will be available to receive the poles from the athlete 24 hrs a day from 24 July to 5 August inclusive. The athlete will be required to sign over their equipment and will be given a receipt to reclaim their poles at the training venue. All packages of poles should be clearly marked with the country name and NOC code. Rio 2016 Logistics will deliver to the training venue at least twice daily, which will allow athletes to train as early as possible after their arrival. Other oversized equipment such as massage beds, toolboxes and javelins will stay with the athlete and taken on or under the bus to the training and competition venues.

Reclaiming poles

At the training venue, the athlete will be required to show their receipt and sign back their poles at a designated area in the venue. Poles can then be stored on venue along with other athlete equipment.

Before competition

The same check-in process will be in place to transport athletes poles to the Olympic Stadium in time for their warm-up on the day of competition (time TBC). All pole vaulters must have their poles in the designated area checked in and ready to be transported by the required time (TBC).

After competition and departure

Rio 2016 Logistics will use the same system to transport poles back to the Olympic Village. Once delivered to the Olympic Village, athletes must collect all poles from the designated area at the allotted time and store it within their NOC area. Athletes will be responsible for their equipment until their departure from the Olympic Village. Whether the athlete is checking in at the airport or remotely from the Olympic Village, Rio 2016 Logistics will be available to transport all luggage and equipment to their departure airport. More information regarding times of return equipment transport and departure will be available through the SIC in the Olympic Village and the TIC at the venue.

For any questions or issues pertaining to the transfer of equipment, please contact the Logistics team directly at logtransfer@rio2016.com.

MARKERS

Athletes are not permitted to use their own markers during the Athletics competition. Those athletes wishing to use a marker must use the markers provided by Rio 2016.

EVENT	MARKERS
High Jump, Pole Vault, Long Jump, Triple Jump, Javelin Throw	Available at event site
Relays	Competition officials will provide adhesive tape in Call Room 2
Throws made from a circle	Athletes may use only one marker, which is to be placed on the ground immediately behind or next to the circle (IAAF Rule 180.3.b). This marker will be provided by Rio 2016.

MEASUREMENT AND TIMING

All timing and measurement will be carried out by Omega, who will provide all timing and measurement equipment including starting blocks. The start signal will be by electronic gun sound. Athletes will hear the signal directly from the starting blocks and through other speakers located nearby.

Late Athlete Replacement Policy

This policy will apply to athletes of National Olympic Committees attending the Games of the XXXI Olympiad in Rio de Janeiro 2016 (the 'Rio 2016 Games').

The deadline for the final entries list of participating athletes in the Rio 2016 Games (sport entries deadline) is 23.59 Rio de Janeiro time (GMT -3) 18 July 2016.

After the sport entries deadline, the Late Athlete Replacement (LAR) policy comes into force, and will be strictly enforced. Late Athlete Replacement may only occur up to the relevant sport/discipline/event technical meeting, unless otherwise stated in the sport-specific Appendix 1 (available on the [Rio Exchange – https://rioexchange.rio2016.com](https://rioexchange.rio2016.com)).

This policy is only applicable for those sports/disciplines where the quota place has been allocated to the NOC.

For those sports/disciplines in which the quota place is allocated by name to an athlete a specific slot reallocation deadline has been included in the qualification systems per discipline.

From 19 July 2016 00.00 Rio de Janeiro time (GMT -3) the Rio 2016 Organising Committee for the Olympic and Paralympic Games (Rio 2016) may authorise a permanent replacement of an athlete by another athlete in the same sport, discipline and event. Each decision will be made after consultation with the relevant International Federation (IF) and its respective medical expert and, when deemed appropriate, the International Olympic Committee (IOC). Such replacement will only occur where there are urgent medical conditions preventing participation of an athlete, or otherwise on a case-by-case basis for exceptional circumstances.

Late Athlete Replacement is possible only provided that:

- The replacement athlete meets the eligibility conditions and qualification criteria to take part in the Rio 2016 Olympic Games, as stipulated in the Qualification Systems – Games of the XXXI Olympiad – Rio de Janeiro 2016 per sport/disciplines published in 2014, and regularly updated by the IOC;
- The NOC of the replacement athlete had applied successfully for accreditation for the athlete prior to 29 April 2016 (accreditation application deadline). As such, the replacement athlete has been registered by Rio 2016 in the NOC's Athlete Accreditation Long List; and
- No doping control issues are pending concerning the replacement athlete.

In addition, the following procedure must be followed and the required forms submitted within the timeframe stated in this policy:

- The Late Athlete Replacement form must be completed by the relevant NOC (use of e-LAR the electronic submission of late athlete replacement is suggested), for the athlete being replaced and the replacement athlete; and
- The Sport Entry form must be completed and submitted by the relevant NOC (if applicable), for the replacement athlete; and
- The Conditions of Participation including the Parental/Legal Guardian Acknowledgement of Consent for Minors form (if applicable) must be completed and submitted by the relevant NOC for the replacement athlete. The NOC must submit a scanned copy of the Conditions of Participation electronically and bring the original, signed and stamped to Rio 2016 Accreditation offices; and
- The accreditation card of the replaced athlete must be returned to an Accreditation Centre in order to allow for entitlements to be transferred to the replacement athlete. Following the transfer, the replaced athlete's accreditation will be deactivated unless the replacement was by a P athlete, in which case entitlements may be swapped upon the decision of the NOC.

Applications with missing information will not be processed.

Before the sport-specific deadlines set in Appendix 1, the NOCs have the possibility to activate their P alternate athletes or to use a replacement from the long list.

During the competition, as per the Accreditation at the Olympic Games – Detailed Specifications – April 2015, the NOCs can activate P alternate athletes in the following sports and disciplines: Athletics, Cycling BMX, Cycling Track, Equestrian, Fencing, Handball, Football, Hockey, Rowing and Table Tennis.

In case a P alternate athlete should be in need of a Late Athlete Replacement, NOCs will be allowed to replace the athlete with another P, before the start of competition, by applying the above LAR process.

For the Athletics competition, P athletes are allowed in addition to the NOC quota. If an NOC has entered three athletes in one event, they are entitled to one P-alternate athlete for the same event provided he/she has achieved the entry standard. Late Athlete Replacement using a P must have been concluded at the time of the lodgement of final confirmations for the relevant event. Please allow a maximum of 24 hours for processing.

All documentation and queries regarding this matter should be addressed to Rio 2016 Sports Entries.

NOCs may submit a Late Athlete Replacement form with all relevant documentation by e-mail, in person or through the new e-LAR tool to:

RIO 2016 - SPORT ENTRIES OFFICE AT THE WELCOME CENTRE IN THE OLYMPIC VILLAGE

TEL

+5521-20165287

HOTLINE

+5521-20166656

E-MAIL

olympicsportsentries@rio2016.com

This policy is subject to further change by the IOC for exceptional circumstances.

Doping control

With the guidance of the IOC, Rio 2016 is responsible for implementing the doping control programme during the Rio 2016 Olympic Games. The Rio 2016 Games will collect approximately 5,000 urine and blood samples.

An intelligent test distribution plan will focus on both out-of-competition and in-competition testing, based on risk assessments developed through collaboration with the IOC, International Federations (IFs), Anti-Doping Organisations (ADOs) and the World Anti-Doping Agency (WADA) to ensure effective and coordinated testing.

Athletes may be tested at any time and in any place under the authority of the IOC during the Games period, defined here as the period starting on the date of the opening of the Olympic Village on 24 July 2016 up until and including the day of the Closing Ceremony on 21 August 2016.

All sample analysis will be performed at the Laboratório Brasileiro de Controle de Dopagem (LBCD), the WADA-accredited laboratory in Rio de Janeiro, with results normally expected within 72 hours of delivery.

Full details of doping control procedures are available in the Rio 2016 Olympic Games Doping Control Guide, which may be downloaded from the Rio Exchange (<https://rioexchange.rio2016.com>). Printed copies of the guide will be available in all doping control stations during the Games. NOCs should also note that a brief guide to doping control procedures will be distributed to all athletes.

Sport information

SPORT INFORMATION CENTRE (SIC)

The Sport Information Centre (SIC) in the Olympic Village will contain a desk serving each sport/discipline and provide sport information to NOCs throughout the Games. The SIC is located in the Residential Zone next to the Entertainment Centre and is open to Chefs de Mission, Deputy Chefs de Mission, team leaders and team officials (Ac and Ao). NOCs should note that it is not open to athletes. The services provided at the SIC are:

- Dissemination of general sport information through electronic sport publications (available on the Rio Exchange – <https://rioexchange.rio2016.com>) and discussions with sport-specific staff
- Access to official results, draw/start lists and other key competition information, including schedule updates where required
- Provision of training schedule information and, where available, assistance with booking and changing training sessions
- Assistance with the communication of key information from International Federations and Rio 2016 to NOCs
- Information on transport services, bookings for team sport buses and transfers for oversized sport equipment
- Ordering of Athlete Training Meals (48 hours in advance)
- Receipt of Training Venue Pass (TVP) requests
- Other sport-specific services
- Distribution of athletes' bibs

Information will also be accessible to NOCs via eight Info+ terminals that will be located in the SIC. In addition, each NOC will have access to myInfo+ accounts that can be accessed via a login and password on any computer. Further details on myInfo+ can be found on page [28](#).

The SIC will open on 18 July and will be open every day throughout the Games. The hours are as follows:

SIC DATES	HOURS OF OPERATION
18 - 23 July 2016	8.00 - 20.00
24 July - 20 August 2016	7.00 - 22.00*

21 August 2016	7.00 - 20.00
22 August 2016	8.00 - 12.00

*The SIC will close at 18.00 on 5 August due to the Opening Ceremony.

Upon arrival in the Village, team leaders are strongly encouraged to visit the Athletics desk at the SIC to introduce themselves and register their contact information to facilitate any necessary communication.

Technical Information Centres (TICs)

Sport-related information will also be distributed at the TICs located at each competition venue. Handling of protests against the result of an event (protests must be registered at the TIC for events at the Olympic Stadium, and for road events no later than 30 minutes after the result is posted on the noticeboard outside the relevant TIC), and team declarations and confirmations will be done at the TICs.

The TIC at the Olympic Stadium will open on 8 August, and will be open every day until the end of the Athletics competition. It will open three hours prior to the start of the competition and will close one hour after the end of the competition.

The TICs at the Sambódromo and at Pontal will open on competition days. They will open three hours prior to the start of the competition and will close one hour after the end of the competition.

INFO+

Info+ is the official Games information system. It offers a range of content as outlined in the table below and includes near real-time results. Info+ will go live on 25 July 2016 and will be available in English only.

CONTENT AVAILABLE ON INFO+	
Background	Historical data, statistics, competition formats, rules, criteria and venue descriptions
Biographies	Athlete biographies, profiles of teams, coaches, referees, judges and NOCs
Ceremonies	Details about ceremonies (medal, opening and closing), including timings and participants
Games news	Flash quotes, press-conference highlights, sport previews, news articles, statistical reports, media communications and IOC news
Medals	Medal rankings by sport, overall rankings, medallists by day and sport/event
Records	World and Olympic records, including current records, record holders and new or equalled records
Results	Competition results viewable by sport, date and country. Includes entry lists, start lists and additional sport-specific reports

Schedules	Competition and non-competition schedules, including press conferences and, IOC and Cultural Olympiad activities
Transport	Transport schedules and maps
Weather	Real-time weather conditions and forecasts

Info+ workstations will be provided in the following locations:

- **Olympic Village (NOC Services Centre, press workroom, resident centres, Sport Information Centre, Village Protocol Lounge and Welcome Centre)**
- **Competition venues in team and athlete areas, including Sport Information or Athletes' Lounges**

myInfo+ is a web-based service that will allow users to access Info+ from their own PC, laptop or tablet — wherever there is access to the internet — whether in an Olympic or non-Olympic venue.

myInfo+ allows access to the same information available at dedicated Info+ workstations, including schedules, near real-time results, medals, records, biographies, news, historical results and transport information. Additional features include user customisation (for example, by sport), message alerts, bookmarking, hyperlinking to other key websites, downloadable results books and the ability to copy and paste information from results and news reports.

Sport Viewing Room (SVR)

The Sport Viewing Room (SVR) will be located in the Residential Zone of the Olympic Village in close proximity to the Welcome Centre. It will provide teams and athletes access to Olympic Broadcast Service (OBS) feeds of their competitions in order to assist with their training, analysis and preparations. The hours of operation hours are:

DATES	HOURS OF OPERATION
5 August 2016	7.00 - 12.00
6 - 20 August 2016	7.00 - 22.00
21 August 2016	7.00 - 12.00

The SVR will be comprised of 12 athlete viewing stations, each with two seats, and eight team viewing rooms, one with 35 seats and the others with 20 seats each.

To guarantee availability, rooms at the SVR should be reserved on-site in advance. This must be done only by Chefs de Mission, Deputy Chefs de Mission, team leaders or team officials (Ac and Ao).

Teams, athletes and/or coaches are asked to arrive ten minutes before their scheduled time and respect other users by only staying in the room for the period of time that they have reserved. Rio 2016 staff will hold a reserved viewing room or viewing station for up to 15 minutes; if after that time no one has arrived, it will be made available for others to use.

Teams/athletes may only request to watch recordings of sessions in which they and/or their confirmed future opponents have participated. The feeds will be provided as full sessions only; there will be no possibility to edit footage within a particular session, and teams/athletes will not be able to take footage out of the SVR for remote analysis.

Competition schedule

Changes to the competition schedule will be communicated to NOCs through the SIC, the TIC at the Olympic Stadium, Sambódromo and Pontal. Changes will also appear on Info+.

FRIDAY 12 AUGUST 2016 (DAY 7), OLYMPIC STADIUM (AT01, AT03) AND PONTAL (AT02)		
AT01 9.30 - 13.10	9.30 - 10.22	Men's Discus Throw qualifying round group A
	9.35 - 10.00	Women's Heptathlon 100m Hurdles
	10.05 - 10.53	Women's Shot Put qualifying round group A
	10.05 - 10.53	Women's Shot Put qualifying round group B
	10.10 - 10.57	Men's 800m round 1
	10.50 - 13.08	Women's Heptathlon High Jump group A
	10.50 - 13.08	Women's Heptathlon High Jump group B
	10.55 - 11.47	Men's Discus Throw qualifying round group B
	11.10 - 11.43	Women's 10,000m final
	11.55 - 12.17	Women's 100m preliminary round
	12.20 - 12.25	Women's 10,000m victory ceremony
AT02 14.30 - 16.10		Men's 20km Race Walk
AT03 20.20 - 23.25	20.20 - 20.25	Men's 20km Race Walk victory ceremony
	20.30 - 20.56	Women's 1500m round 1
	20.35 - 21.23	Women's Heptathlon Shot Put group A
	20.35 - 21.23	Women's Heptathlon Shot Put group B
	20.40 - 21.36	Women's Hammer Throw qualifying round group A
	21.05 - 21.54	Men's 400m round 1
	21.20 - 22.28	Men's Long Jump qualifying round group A
	21.20 - 22.28	Men's Long Jump qualifying round group B
22.00 - 23.00	Women's Shot Put final	

AT03 20.20 - 23.25	22.05 - 22.27	Women's Heptathlon 200m
	22.10 - 23.06	Women's Hammer Throw qualifying round group B
	22.40 - 23.23	Women's 100m round 1
SATURDAY 13 AUGUST 2016 (DAY 8), OLYMPIC STADIUM		
AT04 9.30 - 12.50	9.30 - 9.52	Men's 100m preliminary round
	9:40 - 10.48	Women's Triple Jump qualifying round group A
	9:40 - 10.48	Women's Triple Jump qualifying round group B
	10.05 - 10.47	Women's 3000m Steeplechase round 1
	10.50 - 11.55	Men's Discus Throw final
	11.00 - 11.49	Women's 400m round 1
	11.45 - 12.41	Women's Heptathlon Long Jump group A
	11.45 - 12.41	Women's Heptathlon Long Jump group B
	12.00 - 12.43	Men's 100m round 1
	12.41 - 12.46	Men's Discus Throw victory ceremony
AT05 20.00 - 23.15	20.00 - 20.45	Women's Heptathlon Javelin Throw group A
	20.10 - 20.15	Women's Shot Put victory ceremony
	20.20 - 23.00	Men's Pole Vault qualifying round group A
	20.20 - 23.00	Men's Pole Vault qualifying round group B
	20.30 - 20.45	Men's 400m semi-finals
	20.50 - 22.20	Men's Long Jump final
	21.00 - 21.17	Women's 100m semi-finals
	21.15 - 22.03	Women's Heptathlon Javelin Throw group B
	21.25 - 21.55	Men's 10,000m final
	22.05 - 22.25	Men's 800m semi-finals
	22.35 - 22.36	Women's 100m final
	22.42 - 22.47	Men's 10,000m victory ceremony
	22.53 - 23.12	Women's Heptathlon 800m final
SUNDAY 14 AUGUST 2016 (DAY 9), SAMBÓDROMO (AT06) AND OLYMPIC STADIUM (AT07)		
AT06 9.30 - 12.30	9.30 - 12.30	Women's Marathon
	12.40 - 12.45	Women's Marathon victory ceremony

AT07 20.15 - 22.30	20.20 - 20.25	Men's Long Jump victory ceremony
	20.30 - 22.22	Men's High Jump qualifying round group A
	20.30 - 22.22	Men's High Jump qualifying round group B
	20.35 - 20.50	Women's 400m semi-finals
	20.55 - 22.20	Women's Triple Jump final
	21.00 - 21.15	Men's 100m semi-finals
	21.17 - 21.22	Women's 100m victory ceremony
	21.30 - 21.45	Men's 1500m semi-finals
	22.00 - 22.01	Men's 400m final
	22.15 - 22.20	Women's Heptathlon victory ceremony
	22.25 - 22.26	Men's 100m final
MONDAY 15 AUGUST 2016 (DAY 10), OLYMPIC STADIUM		
AT08 9.30 - 12.10	9.30 - 10.38	Men's Triple Jump qualifying round group A
	9.30 - 10.38	Men's Triple Jump qualifying round group B
	9.35 - 10.16	Women's 200m round 1
	10.25 - 11.04	Men's 3000m Steeplechase round 1
	10.40 - 12.00	Women's Hammer Throw final
	11.15 - 11.25	Women's 3000m Steeplechase final
	11.30 - 12.03	Men's 400m Hurdles round 1
	12.05 - 12.10	Women's 3000m Steeplechase victory ceremony
AT09 20.15 - 22.50	20.15 - 20.20	Men's 400m victory ceremony
	20.20 - 20.25	Women's Triple Jump victory ceremony
	20.30 - 21.22	Women's Discus Throw qualifying round group A
	20.35 - 22.41	Men's Pole Vault final
	20.40 - 21.13	Men's 110m Hurdles round 1
	21.15 - 21.20	Men's 100m victory ceremony
	21.30 - 22.03	Women's 400m Hurdles round 1
	21.50 - 22.42	Women's Discus Throw qualifying round group B
	22.25 - 22.27	Men's 800m final

AT09 20.15 - 22.50	22.35 - 22.40	Women's Hammer Throw victory ceremony
	22.45 - 22.46	Women's 400m final
TUESDAY 16 AUGUST 2016 (DAY 11), OLYMPIC STADIUM		
AT10 9.30 - 12.40	9.30 - 10.12	Women's 5000m round 1
	9:45 - 12.25	Women's Pole Vault qualifying A
	9:45 - 12.25	Women's Pole Vault qualifying B
	9.50 - 11.15	Men's Triple jump final
	10.30 - 10.52	Men's 1500m round 1
	11.05 - 11.38	Women's 100m Hurdles round 1
	11.20 - 12.25	Women's Discus Throw final
	11.50 - 12.31	Men's 200m round 1
	12.32 - 12.37	Men's Triple Jump medal ceremony
AT11 20.15 - 22.50	20.15 - 20.20	Men's 800m victory ceremony
	20.20 - 20.25	Women's 400m victory ceremony
	20.30 - 22.36	Men's High Jump final
	20.35 - 21.23	Women's Javelin Throw qualifying round group A
	20.40 - 20.57	Men's 110m Hurdles semi-finals
	21.00 - 21.05	Men's Pole Vault victory ceremony
	21.05 - 22.17	Women's Long Jump qualifying round group A
	21.05 - 22.17	Women's Long Jump qualifying round group B
	21.10 - 21.27	Women's 400m Hurdles semi-finals
	21.35 - 21.50	Men's 400m Hurdles semi-finals
	21.50 - 22.38	Women's Javelin Throw qualifying round Group B
	22.00 - 22.17	Women's 200m semi-finals
	22.30 - 22.34	Women's 1500m final
	22.35 - 22.40	Women's Discus Throw victory ceremony
	22.45 - 22.46	Men's 110m Hurdles final
WEDNESDAY 17 AUGUST 2016 (DAY 12), OLYMPIC STADIUM		
AT12 9.30 - 13.05	9.30 - 9.55	Men's Decathlon 100m
	9:40 - 10.36	Men's Hammer Throw qualifying round group A

AT12 9.30 - 13.05	10.05 - 10.42	Men's 5000m round 1
	10.35 - 11.39	Men's Decathlon Long Jump group A
	10.35 - 11.39	Men's Decathlon Long Jump group B
	10.55 - 11.37	Women's 800m round 1
	11.05 - 12.01	Men's Hammer Throw qualifying round group B
	11.50 - 11.59	Men's 3000m Steeplechase final
	12.15 - 13.03	Men's Decathlon Shot Put group A
	12.15 - 13.03	Men's Decathlon Shot Put group B
AT13 14.45 - 23.05	17:45 - 20.21	Men's Decathlon High Jump group A
	17:45 - 20.21	Men's Decathlon High Jump group B
	20.20 - 20.25	Men's High Jump victory ceremony
	20.30 - 21.26	Men's Javelin Throw qualifying round group A
	20.45 - 21.02	Women's 100m Hurdles semi-finals
	21.05 - 21.10	Women's 1500m victory ceremony
	21.15 - 22.40	Women's Long Jump final
	21.20 - 21.45	Men's Decathlon 400m
	21.55 - 22.51	Men's Javelin Throw qualifying round group B
	22.00 - 22.17	Men's 200m semi-finals
	22.30 - 22.31	Women's 200m final
	22.42 - 22.47	Men's 110m Hurdles victory ceremony
	22.55 - 22.56	Women's 100m Hurdles final
	23.00 - 23.05	Men's 3000m Steeplechase victory ceremony
	THURSDAY 18 AUGUST 2016 (DAY 13), OLYMPIC STADIUM	
AT14 9.30 - 16.25	9.30 - 9.55	Men's Decathlon 110m Hurdles
	9.55 - 10.43	Men's Shot Put qualifying round group A
	9.55 - 10.43	Men's Shot Put qualifying round group B
	10.00 - 12.01	Women's High Jump qualifying round group A
	10.00 - 12.01	Women's High Jump qualifying round group B
	10.25 - 11.13	Men's Decathlon Discus Throw group A

AT14 9.30 - 16.25	11.20 - 11.29	Women's 4 x 100m Relay round 1
	11.40 - 11.49	Men's 4 x 100m Relay round 1
	11.40 - 12.28	Men's Decathlon Discus Throw group B
	12.00 - 12.01	Men's 400m Hurdles final
	13.25 - 16:25	Men's Decathlon Pole Vault group A
	13.25 - 16:25	Men's Decathlon Pole Vault group B
AT15 18.35 - 22.35	18:35 - 19.20	Men's Decathlon Javelin Throw group A
	19.20 - 19.25	Women's Long Jump victory ceremony
	19.25 - 19.30	Women's 100m Hurdles victory ceremony
	19:45 - 20.30	Men's Decathlon Javelin Throw group B
	20.20 - 20.25	Women's 200m victory ceremony
	20.30 - 21.35	Men's Shot Put final
	20.45 - 20.59	Women's 1500m semi-finals
	21.01 - 21.06	Men's 400m Hurdles victory ceremony
	21.10 - 22.20	Women's Javelin throw final
	21.15 - 21.33	Women's 800m semi-finals
	21.45 - 22.01	Men's 1500m Decathlon
	22.15 - 22.16	Women's 400m Hurdles final
	22.20 - 22.25	Men's Shot Put victory ceremony
	22.30 - 22.31	Men's 200m final
FRIDAY 19 AUGUST 2016 (DAY 14), PONTAL (AT16, AT17) AND OLYMPIC STADIUM (AT18)		
AT16 8.00 - 12.20		Men's 50km Race Walk
AT17 14.30 - 16.15		Women's 20km Race Walk
AT18 20.10 - 22.45	20.10 - 20.15	Men's 50km Race Walk victory ceremony
	20.15 - 20.20	Women's 20km Race Walk victory ceremony
	20.20 - 20.25	Men's 200m victory ceremony
	20.30 - 22.36	Women's Pole Vault final
	20.40 - 20.55	Women's 4 x 400m Relay round 1
	20.56 - 21.01	Men's Decathlon victory ceremony

AT18 20.10 - 22.45	21.05 - 22.25	Men's Hammer Throw final
	21.10 - 21.23	Men's 4 x 400m Relay round 1
	21.25 - 21.30	Women's Javelin Throw victory ceremony
	21.40 - 21.56	Women's 5000m final
	22.15 - 22.16	Women's 4 x 100m Relay final
	22.25 - 22.30	Women's 400m Hurdles victory ceremony
	22.35 - 22.36	Men's 4 x 100m Relay final
	22.40 - 22.45	Women's 5000m victory ceremony
SATURDAY 20 AUGUST 2016 (DAY 15), OLYMPIC STADIUM		
AT19 20.10 - 23.00	20.10 - 20.15	Men's Hammer Throw victory ceremony
	20.15 - 20.20	Women's Pole Vault victory ceremony
	20.20 - 20.25	Women's 4 x 100m Relay victory ceremony
	20.30 - 22.29	Women's High Jump final
	20.45 - 20.50	Men's 4 x 100m Relay victory ceremony
	20.55 - 22.15	Men's Javelin Throw final
	21.00 - 21.04	Men's 1500m final
	21.15 - 21.17	Women's 800m final
	21.30 - 21.44	Men's 5000m final
	21.50 - 21.55	Women's 800m victory ceremony
	22.00 - 22.04	Women's 4 x 400m Relay final
	22.15 - 22.20	Men's 1500m victory ceremony
	22.25 - 22.30	Men's 5000m victory ceremony
	22.35 - 22.38	Men's 4 x 400m Relay final
	22.40 - 22.45	Men's Javelin Throw victory ceremony
	22.45 - 22.50	Women's High Jump victory ceremony
	22.50 - 22.55	Women's 4 x 400m Relay victory ceremony
22.55 - 23.00	Men's 4 x 400m Relay victory ceremony	
SUNDAY 21 AUGUST 2016 (DAY 16), SAMBÓDROMO AND MARACANÃ (CLOSING CEREMONY)		
AT20 9.30 - 12.15		Men's Marathon
		Men's Marathon victory ceremony (at Closing Ceremony)



COMPETITION: GENERAL INFORMATION

Pre-competition procedures

SUBMISSION OF FINAL CONFIRMATION FORMS

Final confirmation forms will be distributed upon the teams' arrival at the SIC. The final confirmation forms may be submitted together, for all competition days, or one day at a time, at the SIC or at the Olympic Stadium TIC in accordance with the times and dates shown in the table below.

FINAL CONFIRMATION FORM DEADLINES	
Competition day	Deadline
12 August 2016	12.00, 10 August 2016
13 August 2016	9.00, 12 August 2016
14 August 2016	9.00, 13 August 2016
15 August 2016	9.00, 14 August 2016
16 August 2016	9.00, 15 August 2016
17 August 2016	9.00, 16 August 2016
18 August 2016	9.00, 17 August 2016
19 August 2016	9.00, 18 August 2016
20 August 2016	9.00, 19 August 2016
21 August 2016	9.00, 20 August 2016

VENUE ORIENTATION/FAMILIARISATION: OLYMPIC STADIUM

Orientation and a field-of-play inspection for athletes will take place on 10 August 2016, between 10.00 and 13.00. Tours of the Olympic Stadium will take place at the same time for team leaders, starting at the warm-up venue. Training with the official starters will take place between 12.00 and 13.00 on 10 August 2016.

VENUE ORIENTATION/FAMILIARISATION: MARATHON

There will be a tour of the Marathon course for team leaders and/or their representatives. A maximum of two representatives per NOC may attend.

The Marathon bus tour will take place on 11 August between 11.00 and 14.00. The tour will begin with the bus arriving at the Sambódromo start/finish area. This part of the tour will include observation of the Sambódromo start/finish, which on 11 August will still be fitted for the Archery competition. Participants will be able to check the location of the main features for the Marathon (start/finish line, warm-up area, team tents and call room). After the visit to the venue, the bus will follow the Marathon course, with commentary and visual observation as the bus progresses around the course. The bus will follow the exact route unless unable to do so (for example, at Aterro do Flamengo), in which case a verbal description of the course section will be given while the bus performs a deviation before rejoining the course. The athletes and officials on the tour must remain on the bus at all times.

The Marathon course will also be explained at the technical meeting (see below).

VENUE ORIENTATION/FAMILIARISATION: RACE WALK

There will be a tour of the Race Walk courses for team leaders and/or their representatives. A maximum of two representatives per NOC may attend.

The Race Walk bus tour will take place on 11 August between 16.00 and 17.30. The tour will begin with the bus arriving at the Pontal start/finish area. This part of the tour will include observation of the Pontal start/finish. Participants will be able to check the venue and its main features. After visit to the venue, the bus will follow the Race Walk course, with commentary and visual observation as the bus progresses around the course, highlighting the differences between the 20Km and the 50Km loops. The bus will follow the exact route. The athletes and officials on the tour must remain on the bus at all times.

The Race Walk courses will also be explained at the technical meeting (see below).

Technical meeting

DATE

10 August 2016

TIME

15.00

LOCATION

Chefs de Mission Meeting Hall at the Olympic Village

A maximum of two representatives from each NOC may attend the technical meeting. If necessary, an interpreter or team attaché may also attend. The technical meeting will be conducted in English with simultaneous translation to French and Spanish.

The IAAF technical delegates will preside over the technical meeting. The agenda will be as follows:

- Welcome by the IAAF president or his representative
- Welcome by Rio 2016 (Athletics manager)
- Introduction of the IAAF delegates and main technical officials
- Timetable
- Qualifying rounds for races

- Qualifying distances for field events
- Starting heights and raising of the bar
- Marathon and Race Walk procedures
- Protests and appeals
- Medical meeting
- Answers to delegations' written questions

All questions and proposals concerning the procedures of the Athletics competition, which will be dealt with during the technical meeting, must be made in either English or French on the Questions for the Technical Meeting form. This form must be submitted at the Olympic Stadium TIC or the SIC by 15.00 on 9 August. A summary of all submitted questions and answers will be distributed during the technical meeting.

COMPETITION DRAW

The draw for the first round of all events will be conducted in the afternoon of the day before the first round of the relevant event, except for events held on 12 August, day 7 of the Olympic Games (day 1 of the Athletics competition), for which the draw will be held two days before the events. For the first rounds of all events, athletes will be ordered according to their seed time/performance (their season's best performance) and allocated to their heat or group using a 'zig-zag' distribution method. The draws for all medal events will be conducted at the Olympic Stadium and will be managed by the IAAF in accordance with the IAAF Competition Rules.

CONFIRMATION OF QUALIFYING/STARTING HEIGHTS, DISTANCES AND PROGRESSIONS

The qualification procedure for the track events (number of rounds, number of heats in each round and method of progression from each round), qualifying standards, starting heights, and the raising of the bar will be determined by the technical delegates. Team leaders will be informed of the decision at the technical meeting.

For field events, starting heights and the procedures for the raising of the bar will be announced at the technical meeting. Full documentation of the qualification procedures will also be available at the Olympic Stadium TIC and the SIC.

MEN'S AND WOMEN'S 100M PRELIMINARY ROUND

Start lists will be generated in the normal way for those athletes in the preliminary round on the basis of the performance information submitted with their entries or subsequently provided by the IAAF statisticians (normally their season's best performance).

After receiving all final confirmations, the criteria for qualification from the preliminary round to the first round will be determined by the technical delegates so that the best performers in the preliminary round advance to the first round.

The seeded list for the first round will list all athletes who achieved the entry standard, ranked according to their season's best performances. The athletes who proceed from the preliminary round to the first round will be added to the bottom of this list in the order of their ranking after the preliminary round.

Declaration of relay teams

Each team's relay composition and running order must be officially declared no later than one hour before the published first call time for the first heat of each round of the competition. Further changes may be made for medical reasons (verified by a medical official) up until the final call for the particular heat in which the team is competing. This declaration must be made at the Olympic Stadium TIC, where an official will be based at specific times for this purpose.

Athletes' bibs and transponders

Each athlete will be provided with a total of four bibs (and supporting pins) for individual events. The bibs will be distributed at the SIC before the technical meeting, except for events that require the use of transponders (for events of 800m and longer). For those events, the front bib will be distributed at Call Room 2, and must be worn as follows:

- The bib containing the athlete's name must be attached to the front of the athlete's vest.
- The three bibs containing the athlete's competition number must be attached to the back of the athlete's vest, the athlete's tracksuit and the athlete's bag.

Athletes competing in relay events will also be provided at Call Room 2 with a bib containing the athlete's NOC code. During relay events, this bib must be worn on the front of the athlete's vest in place of the bib containing the athlete's name.

The leading athlete in each combined event will be issued with a bib with a green background after each discipline of the event has been completed.

Teams should note the following regulations:

- Bibs must not be cut, folded or obscured in any way.
- Each athlete must use the same bibs, regardless of the number of events in which he/she competes.
- Each athlete must display the bibs on his/her chest and back with the exception of those athletes competing in the High Jump and Pole Vault events, for which each athlete may wear the bib containing his/her name on either the chest or back.

Teams should note that for events of 800m and longer, the front bib will be retained by Rio 2016 until the first appearance of each athlete in the competition. When the athlete reaches Call Room 2, the bib will have a transponder attached to it. At the same time, all track athletes will be issued with two adhesive hip numbers, which must be secured to both sides of the athlete's shorts/legs. The transponder will be removed in Post-Event Control (PEC).

Athletes competing in road events will also be issued with transponders. For details, see below.

Bib numbers will be distributed along with pins to teams at the SIC. Any bib numbers not collected from the SIC will be transferred to Call Room 1 at the warm-up venue. NOC-coded bib numbers for relays will be distributed in Call Room 1. Arrangements will be made at the Olympic Stadium to reprint any bib numbers as required.

TRANSPONDER DISTRIBUTION

For events of 800m and longer, transponders will be distributed in Call Room 2. Transponders will be collected from athletes in PEC.

For road events, the transponder will be distributed in Call Room 2 and attached to the shoe. Transponders will be collected after athletes leave the mixed zone.

SPIKES

The spikes on athletes' shoes will be checked, in size and number, in Call Room 1, before every event. A maximum number of 11 spikes are allowed. If it is found that an athlete's spikes do not comply with the IAAF Competition Rules, the athlete will be asked to change them to the proper size and quantity.

The following maximum spike lengths will be permitted:

- High Jump and Javelin Throw: 12mm
- Other events: 9mm

PERSONAL DRINKS FOR ROAD EVENTS

For road events, personal drinks must be deposited at the TIC at the competition venue up to 90 minutes prior to the start of each event. Each NOC will receive one Personal Drinks Station Pass per athlete per station, with a maximum of two passes per NOC per station, when they hand in their drinks. These will be required to gain access to personal drinks stations on competition days.

Personal drinks may be placed in athletes' own bottles or in bottles supplied by Rio 2016, which may be collected at the end of the technical meeting. All bottles must comply with Rule 50 and the Bye-law to Rule 50 of the Olympic Charter. The personal drinks collection team will use a database, which will print a check sheet for each athlete's bottles and will also generate labels for the bottles. For the Marathons, there are four personal drinks stations on each lap, so the label will show the athlete's name and NOC code, and specify the personal drinks station and lap (for example, A2). There will be a maximum of 12 labels. Once this process has been completed, a full list of bottles for each of the four personal drinks stations will be given to the NTO in charge at each station.

All bottles will be stored overnight in a secure, refrigerated facility. Bottles will be delivered to each station 90 minutes before the start of the race, where the NTO will sign for the bottles.

The coaches/team officials that will be manning the personal drinks stations for Marathons and Race Walks will need to travel from the Olympic Village to Sambódromo/Pontal prior to the race on the scheduled bus services. For the Marathons, buses will then leave Sambódromo and will travel to the personal drinks stations at 8.00. Only those with a Personal Drinks Station Pass will be allowed to board the buses. Rio 2016 cannot guarantee that coaches/team officials who wish to make their own way to the stations will be able to reach the station due to expected congestion around the Marathon course and surrounding area on race day. After the race, coaches/team officials will be collected from the personal drinks stations by bus and transported back to the Olympic Village.

Olympic Stadium

Competition procedures

WARM-UP

There will be two warm-up areas for the Olympic competition, both of them next to the Olympic Stadium. For details, see page [65](#).

CALL ROOM 1 (GATHERING POINT) PROCEDURES

Athletes will spend 15 minutes in the gathering point before being escorted by stewards through a dedicated walkway to Call Room 2. This will take approximately eight minutes. Call Room 2 is located by the indoor final warm-up area. The walkway is one-way only – athletes and officials will not be allowed to walk back from Call Room 2 to Call Room 1.

An Omega call-up board will display a list of events and call room times. Personnel will use a public address (PA) system to remind athletes by heat and pool, and will check athletes against their start lists as they gather at the point. Athletes' uniforms and bags will be checked for conformity to IOC rules and Rule 50 of the Olympic Charter, and for any prohibited items (pictures of these items will be on display at the gathering point).

Confiscated items will be placed in a plastic bag and sealed; the items will be recorded on a sheet, a copy of which will be given to the athlete. Bags will be organised by heat/pool and will then be transferred to PEC. Accreditation will be removed by the call room officials and taken to PEC. For details of PEC procedures, see page [46](#).

Drinks will be available in the gathering point, and toilets will also be accessible.

CALL ROOM 2 PROCEDURES

Athletes will be escorted by athlete stewards to Call Room 2 with the heat/pool check sheet and will be directed to allocated bays. Athletes will spend 20 to 25 minutes in Call Room 2, depending on the size of pool/heat. Once it has been confirmed that all athletes are present, the athletes will be called to collect bibs and transponders (if required), which will need to be confirmed on the results system. When all athletes have been allocated bibs and transponders, they will be escorted by athlete stewards to the field of play along a designated route where they will arrive at the following times:

EVENTS	LATEST TIME TO REPORT TO CALL ROOM 1	ARRIVE AT THE FIELD OF PLAY
Track	50 minutes before the scheduled start time	10 minutes before the scheduled start time
Field (except High Jump and Pole Vault)	70 minutes before the scheduled start time	30 minutes before the scheduled start time

High Jump	80 minutes before the scheduled start time	40 minutes before the scheduled start time
Pole Vault	100 minutes before the scheduled start time	60 minutes before the scheduled start time

Team leaders are responsible for informing all their athletes about the relevant reporting times and the call-room procedures. A detailed list of call-room reporting times will be available at the TIC and the SIC daily.

Any athletes who are not present in Call Room 1 or 2, or who withdraw after going through Call Room 1 or 2, will be entered as Did Not Start (DNS) in the Call Room 2.

COMBINED EVENTS

All athletes competing in combined events will be able to warm up in the normal way before the start of competition each day and then must report to the gathering point before their first event. For subsequent events throughout the day, athletes may either go directly to their next event or, if time permits, return to the rest area, located in a room close to the indoor warm-up track. If time permits, athletes will be able to return to the warm-up venue for extra warm-up or skills training.

The procedures in Call Room 2 for combined events will be simpler than for track and field events. There is no requirement for combined-event athletes to wear transponders apart from in their last event. The bib number for the leading athlete will be changed and will be on a green background.

The rest area will have soft chairs, seating and mats, as well as a TV. Teams may bring their own physio beds. Refreshments will be available. Access to the rest area will be limited to athletes, and a maximum of two additional accredited persons per athlete (coach, doctor, etc) by means of a special pass.

Athletes will only be required to pass through the mixed zone at the end of each session.

Entering the field of play

Athletes will enter the field of play via the north-west tunnel, close to the 100m start, or via the south-west tunnel, close to the finish line, depending on where the events are planned to happen.

Athletes competing in the 100m, 100m Hurdles and 110m Hurdles will be held in the entrance of the tunnel until it is time to proceed to the start.

Athletes competing in the 200m and 3000m Steeplechase will be held in the north-east tunnel, if required, before proceeding to the start line. For the 1500m, athletes will be held in the south-east tunnel if necessary before proceeding to the start.

Field event athletes will be escorted to the field of play by athlete stewards through the internal corridor to the entrance tunnel closest to their event.

LEAVING THE FIELD OF PLAY DURING COMPETITION

During an event, no athlete may leave the competition area without permission from the chief judge. In cases where an athlete must leave the field of play, the athlete will be escorted by an official.

STARTERS' COMMANDS

The starters' commands will be given in English.

ACCREDITED/TEAM SEATING

Any same-sport athlete who wishes to watch the competition will be able to access the Athletes' seating on the first bend of the track. Any athlete or team leader wishing to enter this area will be required to show their accreditation.

Non-competing athletes and teams must use the same transport as competing athletes to the warm-up venue, from where they should use ramps to the Olympic Stadium seating.

COACHES' ZONE

For field events, coaches will be assigned seating close to the site of the competition. Access to the seats will be via a ticket (one for each competing athlete), which may be collected from the TIC and will be valid only for the duration of that particular pool or final.

VIDEO RECORDING

Non-professional consumer cameras do not require stickers to be brought into venues, and clearance with OBS is not necessary. If a team wishes to do its own technical filming in a competition venue during competition, it may do so from the athlete and spectator seating area using non-professional consumer video cameras (per IOC policy the camera must be non-broadcast, i.e. a camera that is used for domestic use rather than for commercial high-end broadcasting). Teams may also film during the training sessions using non-professional cameras. All such material shall be used solely for internal viewing purposes and not for commercial use.

Post-competition procedures

LEAVING THE FIELD OF PLAY

All athletes leaving the field of play must proceed through the mixed zone to the Post-Event Control (PEC) to collect their personal belongings and/or accreditation. In the qualifying rounds for the Long Jump, Triple Jump and throwing events, athletes who reach the qualifying standard may leave the competition area at the end of the round, accompanied by a competition official.

For the High Jump and Pole Vault qualifying rounds and finals, athletes who have been eliminated may leave the competition area after the completion of a height, accompanied by a competition official.

POST-EVENT CONTROL (PEC)

Confiscated items, accreditation and personal kit will be transferred to PEC. A designated steward will transfer confiscated items directly from Call Room 1 to PEC, while track athletes' kits will be taken by kit carriers to the designated part of PEC for collection after their heat or final.

Accreditation will be laid out under the control of the PEC chief and will be returned to the respective athlete when they are in PEC. The name on the number bib will be checked against the name and photograph on the accreditation. Any items confiscated in Call Room 1 will also be returned at this time and will be checked against the paper copy given to the athlete.

Once this process is completed, athletes may leave PEC.

PROTESTS AND APPEALS

Protests in the first instance will be made by the athlete or team management to the relevant referee. The referee should notify the video recording room and competition management of a possible issue.

If this does not resolve the problem or they cannot reach the referee, then team management can register a protest with the TIC – this may not necessarily be a formal protest in the first instance. This protest, formal or informal, will be recorded by personnel in the TIC.

If the above occurs, the TIC will notify the referee and competition secretary of a possible protest. The competition secretary will notify the video recording room that evidence may be required. He will also notify the IAAF technical manager of the situation.

The referee will discuss the case with, and communicate his decision to, the team and the TIC/competition secretary. The TIC will note the time of the decision. If the referee changes his field-of-play decision, he will notify the competition management accordingly.

If the referee rejects the protest and the team is not satisfied with this decision, the competition secretary and the IAAF technical manager will meet with the team concerned – there is a room adjacent to TIC for this purpose. If available at this time, video evidence may be shown to the team – if not, and it is required, then the competition secretary will obtain it from the video room. If this discussion does not resolve the issue and requires a formal appeal to the jury to take place, then the necessary paperwork should be completed, and the deposit paid, at the TIC.

If a formal appeal is registered, then the paperwork will be given to the IAAF technical manager, and he will convene a jury of appeal to hear the protest. All the relevant paperwork and evidence will then be prepared for the jury.

The decision of the jury will then be relayed to the team and circulated to the other NOCs. Any outcome which affects the result and any progression will be notified to the technical delegates for action.

DOPING CONTROL

Athletes selected for doping control will be notified in person and escorted to the doping control station by a chaperone as soon as practically possible after they have finished competing. It is the responsibility of the athlete to remain under continuous observation of the chaperone after notification. For details of the doping control programme at Rio 2016, see page [26](#).

MIXED ZONE

A mixed zone has been planned in every venue and will operate for all competitions for athletes to pass through and give interviews to the media as they leave the field of play. Press Operations, in conjunction with Sport, run the press side of the mixed zone. All athletes (and for team sports only, the coaches) are invited to pass through the mixed zone, but they are not obliged to speak to the media if they do not wish to do so.

There is no time limit for athlete interviews; however, the mixed zone team will ensure that all operations are driven in a smooth and timely manner.

Press Operations staff will work closely with NOC press attachés to ensure smooth management of the mixed zone. One press attaché per NOC, wearing the required armband, is permitted to enter the athletes' side of the mixed zone only once the athletes are walking through the press area of this zone. The armbands will be distributed during the NOC Press Attaché Briefing, scheduled for 1 August 2016 at the Main Press Centre (MPC). Those who cannot attend the meeting can collect the armbands from the IOC Media Operations Office at the MPC.

At certain venues, the interviews conducted by the Olympic News Channel in the first section of the mixed zone will be broadcast live on the television monitors on the press side of the mixed zone, so that the press can capture the athletes' first comments even before they reach the press section of the mixed zone.

Professional Olympic News Service reporters will gather athletes' comments, which will be published in Info⁺.

The mixed zone for the Athletics competition is located close to the finish line at the Olympic Stadium, Sambódromo and at Pontal.

PRESS CONFERENCES

In most venues, the press conference room has been combined with the press work room space within the Venue Media Centre, providing a multi-purpose space from which accredited media can work.

Post-competition press conferences will be held with medallists shortly after the end of every medal event.

NOCs may hold press conferences in the Press Conference Centre, located next to the MPC, from 24 July to 21 August 2016. The NOC must book these press conferences no later than the day before they are scheduled to occur, through the on-site Press Conference Booking Office.

Professional interpretation services will be provided at all press conferences. Simultaneous interpretation will be provided for Athletics.

The updated schedule for press conferences will be available on Info⁺ and myInfo⁺ (see page [28](#)).

RESULTS DISTRIBUTION

Different from past Games, there will not be regular distribution of printed results to the NOCs. For certain reports, a limited number of copies will be distributed to team leaders at the TICs. Results for all sports will also be available through Info⁺/myInfo⁺ and the Rio 2016 official website; see page [28](#).

No later than 24 hours after all competition for a discipline has ended, a results book containing all results and competition-related reports for that discipline will be made available for download in PDF format on the Rio 2016 official website. The website will be available until 31 December 2016.

VICTORY CEREMONIES

Victory ceremonies will be conducted in English, French and Portuguese, and occur at all competition venues, as per the date and time indicated in the sport competition schedule.

There will be a five-minute briefing for medallists before the victory ceremony, during which athletes will be shown the route along which they will be led and reminded of their responsibility to adhere to Rule 50. Only the athletes may be present at this briefing, unless otherwise indicated. There will also be a briefing for coaches and team officials during sport meetings the day before the finals.

During the medal presentation, accreditation must either be temporarily surrendered to the victory ceremony coordinator or hidden out of sight. No participant in the victory ceremony should have flags, mascots, a mobile phone, a camera, headphones, sport equipment or other items on them during the ceremony; this is a breach of Rule 50. Athletes must be wearing their NOC tracksuits. Please also note that no one other than athletes and those who are part of the Sport Presentation Victory Ceremonies team may be part of the victory ceremony.

Upon completion of the photo opportunity after the victory ceremony, each athlete will be required to pass through the mixed zone, unless indicated by the athlete escorts and the Rio 2016 sport manager.

During the victory ceremony, the Doping Control team is required to keep athletes in its line of sight at all times; therefore, it is imperative that athletes do not deviate from the prescribed routes outlined in the briefing.

Medals and diplomas

Medals and diplomas will be awarded in each event of the competition in accordance with Rule 56 (Victory, medal and diploma ceremonies) of the Olympic Charter, as follows:

- 1st place: A gold medal, a diploma and an Olympic medallist's pin
- 2nd place: A silver medal, a diploma and an Olympic medallist's pin
- 3rd place: A bronze medal, a diploma and an Olympic medallist's pin
- 4th-8th places: A diploma

Please note that first, second and third places will also receive a gift.

Sambódromo: Marathon

Competition procedures

CALL TO COMPETITION

Athletes must arrive two hours before the start of the race. After arriving at the venue, athletes will be able to use the team tents.

Athletes who wish to warm up may use the area next to the team tents.

Athletes will be required to return to the team tents 45 minutes before the start of the race before being called to the Call Room. Team leaders and physios will not be able to accompany athletes in the team tents until the athletes report to the Call Room. At this point, they may remain in the team tent areas or proceed to the same sport athlete seating.

Athletes will be called to the Call Room 40 minutes before the start of the race. They will not be allowed to enter the Call Room within 20 minutes of the start of the race. Athletes should arrive at the Call Room ready for competition, leaving any unnecessary kit and personal belongings in the team tents.

When athletes enter the Call Room, their uniform and bib numbers (name on the front, number on the back) will be checked for conformity with the IAAF rules and Rule 50 of the Olympic Charter. Their accreditation will be removed and they will be escorted to the transponder distribution area, where they will be assisted with the correct fitting of the transponder on their shoe. When their transponder has been fitted correctly, athletes will be directed one at a time to the transponder loop on the floor to activate the transponder on the system and to confirm their identity. Athletes will be contained in the final area of the Call Room until all competitors have completed this process.

Athletes will be escorted to the field of play behind the start line 10 minutes before the start of the race. They will be announced individually to the spectators and will be able to warm up behind the start line within a zone demarcated by the start team. Warnings will be announced five minutes, three minutes, and one minute before the start of the race.

Athletes will be called forward to assemble for the start three minutes before the start. The order for assembly on the front row of the start line will be designated by the IAAF. At the start time, when they are in the correct order on the start line, the gun will be fired to start the race.

CALL ROOM

Final call reporting times are as follows:

EVENT	DATE	REPORTING TIME	DETAILS
Women's Marathon	14 August 2016	8.50	After 9.10, the Call Room will be closed and no athlete will be permitted to enter. The event will start at 9.30.
Men's Marathon	21 August 2016	8.50	After 9.10, the Call Room will be closed and no athlete will be permitted to enter. The event will start at 9.30.

TRANSPONDERS

The official timing for the road events will be by transponders. All athletes will be given their transponders in the Call Room. It is important that the bib is securely attached with safety pins to the athletes' running vest and the transponder is secured in the correct manner on the running shoe. A final test of the transponders will be conducted with control mats as the athletes move to the final section of the Call Room.

Immediately after the race, the transponders will be collected by Rio 2016 Technology personnel when athletes leave the mixed zone. Athletes who do not finish the race will have their transponder removed and cancelled by the race officials.

Course information (see Maps section)

Summary

The course of the Rio2016 Olympic Marathon will encompass quintessential aspects of Rio de Janeiro. The course will pass through historic parts of the city center as well as experience some of the beauty of the beaches and Guanabara Bay. The basic loop course of the Rio 2016 Marathon event was designed along the western coast of Guanabara Bay, running from the city centre (Sambódromo) to the Enseada de Botafogo. Three loops will be completed here, all the while exploring the beauty and environment of the Aterro do Flamengo (Flamengo Park). To complete the Marathon distance, the flat course will run an out and back from Sambodromo, crossing the downtown main avenues and returning to start/finish line through the new port area (Porto Maravilha), which has been renovated for the 2016 Games.

The Start

Starting inside the Sambódromo, the course commences with a straight 0.4 km until Presidente Vargas Avenue, where the course turns right and continues for 2.2 km until reaching Avenida Rio Branco. From here, runners will take a 90 degree turn to the right and continue another 1.4km to Avenida Beira Mar. Once here, runners will cross the Avenida to access directly Flamengo Park, (Avenida Infante Don Henrique).

The 10km loop

Once on Flamengo Park, runners will start the loop heading south with a 5 km leg, keeping to the side of the Guanabara Bay. The run will successively pass Glória, Flamengo, Morro da Viuva Curve and the Enseada de Botafogo, turning back clock-wise, and running north for a further 5 km, keeping to the side of the street where the buildings are. The northern most turning point will be in front of the Museu de Arte Moderna (Modern Art Museum) area. Runners will complete this loop a further two times.

Accumulating the distance

Upon the completion of the Flamengo Park loops, runners will follow the road to the left onto Avenida General Justo, continuing onto XV Square and Rua 1º de Março, accounting for 37km of the course. Runners will cross the Igreja da Candelaria (Candelaria church) and continue where the course will turn into the new port area. Crossing in front of the Amanhã Museum (Mauá Sq.), runners will follow Avenida Rodrigues Alves until a left-hand turn to Barão de Tefé and enter Rua Sacadura Cabral, passing once again in front of Museu do Amanhã (Museum of Tomorrow, at Mauá Square), accumulating 39km.

For the final stretch, runners will turn right onto Avenida Rio Branco, followed by another right onto Avenida Presidente Vargas, completing the final 2.5km to the finish line at Sambódromo.

TIMING POINTS

Timing points and display clocks will be set up every 5km on the course. There will also be a timing point at the halfway point and every mile. Loops under the timing mats will record the times of athletes as they pass. Each checkpoint location will be clearly posted on signs immediately before the corresponding timing station.

REFRESHMENT STATIONS

There will be 11 refreshment stations located along the Marathon course – four personal refreshment stations and seven water/sponging stations. There will be signs indicating upcoming refreshment stations 100m before each one.

Athletes are not permitted to take any refreshment from any point other than the personal drinks stations and water/sponging stations.

Personal refreshment

Personal drinks stations will be preferably located on the right-hand of the road. There are four personal refreshment along the Marathon course, two on each of the three large laps (10km Flamengo Park loop), spread equally 5km (3.10 miles) apart. Athletes can therefore take a maximum of eight personal drinks over the course of the race, three from each station on each of the three laps. Each NOC will have its own table, which will be marked with its national flag and NOC code. The tables will be arranged in alphabetical order according to the NOC code. Team officials should ensure that drinks are on the correct table and in the correct order.

Athletes will be allowed to receive their personal drinks at the designated tables from coaches/team officials. Coaches/team officials may hand personal drinks to athletes at the personal drinks tables but are not permitted to leave the designated area to follow the athletes on the course. They should stand behind or to the side of the table, but not in front of it. Any discarded bottles will be collected by volunteers and returned to the relevant NOC table.

Each NOC will receive one Personal Drinks Station Pass per athlete per station, with a maximum of two passes per NOC per station. The coaches/team officials who will be manning the personal drinks stations will need to travel from the Olympic Village to Sambódromo on the morning of the race on the scheduled bus services. Only those with a Personal Drinks Station Pass will be allowed to board the buses. Rio 2016 cannot guarantee that coaches/team officials who wish to make their own way to the stations will be able to reach the station due to expected congestion around the Marathon course and surrounding area on race day.

If there is no coach/team official in attendance at the personal drinks station, an NTO will ensure athletes' drinks are placed on the correct table. These athletes must pick up their own drinks from the table.

Should an athlete take a bottle from a place other than the officially designated station, he/she is liable to be disqualified.

REFRESHMENT STATION	LOCATION ON COURSE
Station A1/A2/A3 FLAMENGO PARK	5.0km (3.10 miles)
	15.0km (9.32 miles)
	25.0km (15.53 miles)
Station B1/B2/B3 FLAMENGO PARK	10.0km (6.21 miles)
	20.0km (12.42 miles)
	30.0km (18.64 miles)
Station C AIRPORT	35.0km (21.74 miles)
Station D AVENIDA PRESIDENTE VARGAS	40.0km (24.85 miles)

In addition, at each station there will be tables with water provided by Rio 2016 in sealed bottles at a temperature of approximately 22°C. Athletes must pick these up themselves.

Water/sponging stations

There will be seven water/sponging (W/S) stations located along the course, three dedicated and four shared with a refreshment station. The stations will be located at the following distances:

WATER/SPONGING STATIONS	LOCATION ON COURSE
Station A1/A2/A3	5.0km (3.10 miles)
(after personal drinks station)	15.0km (9.32 miles)
FLAMENGO PARK	25.0km (15.53 miles)

W/S Station 1 FLAMENGO PARK	7.5km (4.66 miles)
	17.5km (10.87 miles)
	27.5km (17.08 miles)
Station B1/B2/B3 (after personal drinks station) FLAMENGO PARK	10.0km (6.21 miles)
	20.0km (12.42 miles)
	30.0km (18.64 miles)
W/S Station 2 FLAMENGO PARK	12.5km (7.76 miles)
	22.5km (13.98 miles)
	32.5km (20.19 miles)
Station C (after personal drinks station) AIRPORT	35.0km (21.74 miles)
W/S Station 3 MAUÁ SQUARE	37.5km (23.30 miles)
Station D (after personal drinks station) AVENIDA PRESIDENTE VARGAS	40.0km (24.85 miles)

At the water/sponging stations, Rio 2016 will provide still water in sealed bottles at a temperature of approximately 22°C, and wet sponges. Athletes must pick up their sponges/drinks themselves.

MIST STATIONS

There will be two mist stations on each lap, close to both turning points. Athletes can therefore pass through mist stations a maximum of six times, twice on each of the three laps.

MIST STATIONS	LOCATION ON COURSE
MIST Station 1 MAM MUSEUM	4.0km (2.48 miles)
	14.0km (8.69 miles)
	24.0km (14.91 miles)
MIST Station 2 BOTAFOGO	9.0km (5.59 miles)
	19.0km (11.80 miles)
	29.0km (18.01 miles)

The mist stations will consist of a 6m shower-like apparatus releasing a fine spray of water from above. The participants will be able to choose whether or not to use the mist stations as they will not cover the entire course. There will be signs indicating upcoming mist stations 100m before each station.

MEDICAL STATIONS

There will be four aid stations, two on each lap, close to both turning points, and other two located along the course, with additional medical resources at the start/finish. For details of medical services, see page [63](#).

MEDICAL AID STATIONS	LOCATION ON COURSE
AID Station 1 MAM MUSEUM	4.0km (2.48 miles) 14.0km (8.69 miles) 24.0km (14.91 miles)
AID Station 2 BOTAFOGO	9.0km (5.59 miles) 19.0km (11.80 miles) 29.0km (18.01 miles)
AID Station 2 (close to W/S Station 3) MAUÁ SQUARE	37.5km (23.30 miles)
AID Station 4 (close to Station D) AVENIDA PRESIDENTE VARGAS	2.5km (1.55 miles) 40.0Km (24.85 miles)

TOILETS

Athlete toilets will be available at the end of each of the water/sponging stations.

TOILETS	LOCATION ON COURSE
W/S Station 1 FLAMENGO PARK	7.5km (4.66 miles) 17.5km (10.87 miles) 27.5km (17.08 miles)
W/S Station 2 FLAMENGO PARK	12.5km (7.76 miles) 22.5km (13.98 miles) 32.5km (20.19 miles)
W/S Station 3 MAUÁ SQUARE	37.5km (23.30 miles)

RACE RETIREMENTS

If an athlete is unable to continue the race due to physical difficulties, he/she must inform the nearest race official that he/she would like to retire from the race. To indicate an intention to retire from the race, the athlete should remove his/her bib with the name/number. The athlete's transponder will be removed by a race official and cancelled. After retiring from the race, the athlete is not permitted to receive assistance from any persons other than members of the designated medical team, who will be permitted to carry out an on-the-spot medical examination.

The athlete will then be brought back by the sweep vehicle, which follows the race and has medical support on board. Athletes will be dropped off at the finish area at the end of the lap (or end of the race if they have retired on the last lap).

VIDEO RECORDING

See page [45](#).

Post-competition procedures

AFTER THE RACE

After finishing the race, all athletes must leave the field of play via the TV mixed zone. After leaving the mixed zone, athletes' transponders will be removed and they will be directed to the team tents to collect their clothing from the baskets and will receive their accreditation. Accreditation for athletes selected for doping control will be given to the anti-doping personnel.

PROTESTS AND APPEALS

Any individual or NOC wishing to protest against the result or conduct of the race must do so within 30 minutes of the result being confirmed by the referee and displayed at the TIC. If the team is not satisfied with the decision of the referee, there is a right of appeal to the jury. The appeal form is available at the TIC at the Sambódromo and must be accompanied by a deposit of USD100.

DOPING CONTROL

Athletes selected for doping control will be notified in person and escorted to the doping control station by a chaperone as soon as practically possible after they have finished competing. It is the responsibility of the athlete to remain under continuous observation of the chaperone after notification. For details of the doping control programme at Rio 2016, see page [26](#).

MIXED ZONE

See page [47](#).

PRESS CONFERENCES

See page [47](#).

RESULTS DISTRIBUTION

See page [47](#).

VICTORY CEREMONIES

The victory ceremony for the women's Marathon will be held at Sambódromo after the end of the event on 14 August. The victory ceremony for the men's Marathon will be held as part of the Closing Ceremony in the Olympic Stadium on the evening of 21 August. For more details on victory ceremonies, see page [48](#).

Pontal: Race Walk

Competition procedures

CALL TO COMPETITION

Athletes must arrive two hours before the start of the race. After arriving at the venue, athletes will be able to use the team tents. Athletes who wish to warm up may access the field of play behind the finish line.

After leaving the Call Room, athletes will be able to warm up in front of the start line and will be brought to the start line three minutes before the start of the race.

CALL ROOM

Final call reporting times are as follows:

EVENT	DATE	REPORTING TIME	DETAILS
Men's 20km Race Walk	12 August 2016	13.50	After 14.10, the Call Room will be closed and no athlete will be permitted to enter. The event will start at 14.30.
Men's 50km Race Walk	19 August 2016	07.20	After 07.40, the Call Room will be closed and no athlete will be permitted to enter. The event will start at 08.00.
Women's 20km Race Walk	19 August 2016	13.50	After 14.10, the Call Room will be closed and no athlete will be permitted to enter. The event will start at 14.30.

TRANSPONDERS

Transponders will be distributed in the Call Room and must be attached to the shoe as directed. A transponder check to register the transponder on the results system will be conducted as the athletes enter the final section of the Call Room.

After the final check, which will occur 10 minutes before the start time, athletes will be escorted to the course, where they will be able to continue warming up close to the start. Three minutes before the start, athletes will be guided by competition officials to the start line.

Course information (see Maps section)

SUMMARY

The course of the Rio 2016 Olympic Race Walk will experience the beauty of the Rio de Janeiro, Pontal beach, a little known spot to tourists but a beloved one for locals. The courses of the Rio 2016 Race Walk event was designed along the coast of the Atlantic Ocean, running west-east counter-clockwise. There will be two loops, one of 1km and the other of 2km, using the same course. The 1km loop for the men's and women's 20km Race Walk, and a 2Km loop for the men's 50km Race Walk.

TIMING POINTS

Inside the 2km loop there will be one timing point located on the first kilometre mark, which will record the partials every 5 kilometres for the men's 50km Race Walk. A 1km loop for the men's and for the women's 20km Race Walk will be recorded at the finish line at every lap. Interval times should be recorded for the men's and women's 20km races at 5km, 10km and 15km; and for the men's 50km race at 10km, 20km, 30km and 40km. In addition, there will be a lap counter located 100 meters before the start and finish line.

REFRESHMENT STATIONS

There will be two refreshment stations located along the Race Walk course – one personal refreshment station and one water/sponging station. There will be signs indicating upcoming refreshment stations 100m before each one.

Athletes are not permitted to take any refreshment from any point other than the personal drinks stations and water/sponging stations.

PERSONAL DRINKS STATION

The personal drink station will be located on the right-hand side of the road. Each NOC will have its own table, which will be marked with its national flag and NOC code. The tables will be arranged in alphabetical order according to the NOC code. Team officials should ensure that drinks are on the correct table and in the correct order.

Athletes will be allowed to receive their personal drinks at the designated tables from coaches/team officials. Coaches/team officials may hand personal drinks to athletes at the personal drinks tables but are not permitted to leave the designated area to follow the athletes on the course. They should stand behind or to the side of the table, but not in front of it. Any discarded bottles will be collected by volunteers and returned to the relevant NOC table.

Each NOC will receive one Personal Drinks Station Pass per athlete per station, with a maximum of two passes per NOC per station. The coaches/team officials who will be manning the personal drinks stations will need to travel from the Olympic Village to Pontal on the morning of the race on the scheduled bus services. Only those with a Personal Drinks Station Pass will be allowed to board the buses. Rio 2016 cannot guarantee that coaches/team officials who wish to make their own way to the stations will be able to reach the station due to expected congestion around the Race Walk course and surrounding area on race day.

If there is no coach/team official in attendance at the personal drinks station, an NTO will ensure athletes' drinks are placed on the correct table. These athletes must pick up their own drinks from the table. Should an athlete take a bottle from a place other than the officially designated station, he/she is liable to be disqualified.

In addition, at each station there will be tables with water provided by Rio 2016 in sealed bottles at a temperature of approximately 22°C. Athletes must pick up the bottles themselves.

WATER/SPONGING STATION

There will be two water/sponging (W/S) stations located along the course, one dedicated and one shared with a refreshment station. The station will be located on the right-hand side of the road at 700 meters before the completion of each lap.

At the water/sponging stations, Rio 2016 will provide still water in sealed bottles at a temperature of approximately 22°C and wet sponges. Athletes must pick up their sponges/drinks themselves.

MIST STATION

There will be one mist station on each lap, close to east turning point.

The mist stations will consist of a 6m shower-like apparatus releasing a fine spray of water from above. The participants will be able to choose whether or not to use the mist stations as they will not cover the entire course. There will be signs indicating upcoming mist stations 100m before each station.

MEDICAL STATIONS

There will be three aid stations, two close to both turning points, and other located close to the start/finish line, with additional medical resources. For details of medical services, see page [63](#).

TOILETS

Athlete toilets will be available at the end of the refreshment station.

LAP SCORING

To help the athletes keep track of the number of laps they have completed, there will be a manual lap counter located near the finish line showing the number of laps remaining. An electronic lap counter will display the number of laps remaining for each athlete.

DISQUALIFICATIONS

Should the chief judge or a chief judge's assistant inform an athlete of his/her disqualification, the disqualified athlete must leave the course immediately, remove his/her bib number and transponder, and return directly to the mixed zone.

There will be an electronic posting board showing the red cards and disqualifications placed beside the course near the start/finish line at Pontal.

RACE RETIREMENTS

Should an athlete be unable to continue the race due to physical difficulties, he/she must inform the nearest race official that he/she would like to retire from the race. To indicate an intention to retire from the race, the athlete should remove his/her bib with the name/number. The athlete's transponder will be removed by a race official and cancelled. After retiring from the race, the athlete will not be permitted to receive assistance from any persons other than members of the designated medical team, who will be permitted to carry out an on-the-spot medical examination. The athlete will then be escorted back to the finish/team tent area.

Post-competition procedures

AFTER THE RACE

After finishing the race, all athletes will be directed to the centre lane and will remain within an enclosed area before being released to the mixed zone at an appropriate time.

After leaving the mixed zone, athletes' transponders will be removed and they will be directed to the team tents to collect their clothing from the baskets and receive their accreditation. Accreditation for athletes selected for doping control will be given to the anti-doping personnel.

PROTESTS AND APPEALS

See page [46](#).

DOPING CONTROL

Athletes selected for doping control will be notified in person and escorted to the doping control station by a chaperone as soon as practically possible after they have finished competing. It is the responsibility of the athlete to remain under continuous observation of the chaperone after notification. For details of the doping control programme at Rio 2016, see pXX.

MIXED ZONE

See page [47](#).

PRESS CONFERENCES

See page [47](#).

RESULTS DISTRIBUTION

See page [47](#).

VICTORY CEREMONIES

All Race Walk victory ceremonies will be held at the Olympic Stadium, on the same day of the competition, at the beginning of the evening session. For more details on victory ceremonies, see page [48](#).



COMPETITION: VENUE INFORMATION

With the exception of the five road events, which will be held on the streets of Rio de Janeiro, the Athletics competition will be held at the Olympic Stadium, which will have a gross capacity of approximately 60,000 during the Rio 2016 Olympic Games.

Venue facilities and services

The following facilities and services will be available at the Olympic Stadium, Sambódromo and Pontal. For more details on the precise location of these facilities, please refer to the sections dedicated to each venue.

A complete timetable of the bus services for the Athletics competition and training sessions will be available on Info⁺.

Refreshment stations

All competition venues will have a refreshment station which will contain whole fruit, bottled water, Powerade and other Coca-Cola beverages. At the Olympic Stadium, the refreshment station will be located in the Athletes' Lounge. At Sambódromo and Pontal, the refreshment station will be in the team tents area. Athletes and team officials may bring food into competition venues. However, please note that only non-perishable items will be allowed, as there is no refrigeration available.

Athlete Venue Meals

A cold-packed meal will be available for collection at each of the venues for team officials and competing athletes, and will not have to be ordered in advance. The meals will consist of a sandwich, a salad, a fruit salad and a sweet item.

For special dietary requirements, a form is available at the SIC and needs to be completed at least 48 hours in advance of the meal service and submitted to the SIC at the Village.

Towels

There will be towels available during the competition period at Olympic Stadium, Pontal and Sambódromo. Please note that towels will not be available during the training period.

Language services

Rio 2016 Language Services Assistants (LSA) will provide volunteer interpretation services at competition venues. The LSAs may be identified by the pin or pins on their uniform specifying the languages they speak.

At the Olympic Games, LSAs will be covering English, Portuguese, French, German, Chinese (Mandarin), Italian, Russian and Spanish. Subject to volunteer availability, Rio 2016 will also offer interpretation services for Korean, Arabic, Hungarian, Thai, Farsi, Dutch, Ukrainian, Hindi, Swahili, Amharic, Czech, Romanian and Slovakian. Specific languages will vary by venue. For information about the languages offered at your venue(s), or to request language assistance, contact Rio 2016 Athletics competition management, who will coordinate with Rio 2016 language services.

NOC requests for language services should be made by 17.00 the day before the service will be needed. Late requests will be considered on a case-by-case basis.

Unlike in past Games, there will be no 24-hour over-the-phone interpretation service during the Rio 2016 Olympic Games.

Medical services and facilities

Medical services at all competition venues will be provided at athlete medical stations, complete with a doctor, nurse and physiotherapist and supported by a number of ambulances, as well as a field of play team led by a doctor. Outside of the venues, the Polyclinic at the Olympic Village will provide additional medical services, as will the designated reference hospital.

Medical services in each competition venue will be managed by the venue medical manager and the medical operations manager. Rio 2016 medical services are designed based on the rules of each IF and the Olympic rules for the sport. Medical services will generally be available from two hours before the start of competition until one hour after competition ends; however, times vary in some venues.

Full details on medical services at the Olympic Games are available in the Rio 2016 Olympic Games Healthcare Guide.

Olympic Stadium

The Olympic Stadium will host the track and field events of the Athletics competition. The venue will have a gross capacity of approximately 60,000.

KEY INFORMATION

OLYMPIC STADIUM

Rua Arquias Cordeiro, nº 1.100
Engenho de Dentro

Estimated journey time from Olympic Village Transport Mall (during the competition period when the Olympic Route Network is in use): 27 minutes

Venue access

General access to the Olympic Stadium is via the south-west Pedestrian Screening Area (PSA) located in the corner between Rua José dos Reis and Rua Arquias Cordeiro, and the eastern PSA located at Rua Dr. Padilha.

Access to the venue via transport is from the Transport Mall at the Olympic Village only; athletes and team management will be taken to the stadium, and long-throws athletes will be required to take the shuttle to their warm-up area.

Athlete load zones are located at the Olympic Village and the Olympic Stadium only. Athletes, team management and spectating athletes will travel on the same transport, but on competition days spectating athletes will not be able to access the warm-up areas.

Field of play

The field of play for the Athletics competition at the Olympic Stadium will contain the following:

- eight-lane, 400m oval track and nine-lane straight track (the water jump for the 3000m Steeplechase is on the inside of the track)
- four High Jump landing areas

- four Pole Vault landing areas
- four Long Jump/Triple Jump pits
- one Discus Throw/Hammer Throw circle
- two Javelin Throw runways
- three Shot Put circles

The field of play and all equipment will be presented in accordance with the IAAF Competition Rules and the IAAF Track and Field Facilities Manual.

The facility holds an IAAF Class 1 certificate.

Venue facilities and services

Athletes' Lounge

The Athletes' Lounge at the Olympic Stadium is located next to the warm-up areas.

Changing rooms and showers

Changing rooms and showers are located next to the warm-up areas and on the ground floor.

Doping control station

The doping control station at the Olympic Stadium is located next to the mixed zone and PEC. For details of doping control at the Rio 2016 Olympic Games, please see page [26](#).

Ice baths

Ice baths will be available in the changing rooms on the ground floor.

Lost and found

All reports of lost items at the Olympic Stadium should be directed to the TIC. This is also the location to which all found items should be delivered.

Mixed zone

The mixed zone at the Olympic Stadium is located at the exit of the field of play. For details of mixed zone procedures, please see page [47](#).

Physiotherapy

A space for physiotherapy services will be available inside the changing rooms.

Rest area

The combined events rest area is located on the ground floor next to the final warm-up track.

Technical Information Center (TIC)

The TIC at the Olympic Stadium is located on the concourse, at the north-west area of the stadium. For details of the TIC's opening hours and the services it will provide, please see page [28](#).

Weather

Rio de Janeiro as a whole benefits from a mild to warm climate during the winter month of August. Based on statistics from recent years, teams can expect an average daily high of around 23-24°C (73-75°F) in the Maracanã zone. On average, relative humidity ranges from a minimum of around 70 per cent to a maximum of around 80 per cent during this period. The average monthly rainfall during August is 29 millimetres; the prevailing winds are from the north and north-east.

At Games time, forecasters from governmental meteorology institutions will be located in the Sport Operations Centre and will provide regular weather forecasts for all venues that will be staging outdoor sports. Up-to-date forecasts will be available on Info+.

Olympic Stadium warm-up venue

There will be two warm-up areas for the Olympic competitions, both of them next to the Olympic Stadium.

The warm-up area for the Track and jumping events, as well as for the Shot Put, will contain an eight-lane, 400m track, plus High Jump landing areas, Pole Vault landing areas, Long Jump/Triple Jump pits and Shot Put circles. The warm-up area for the long throws will include a Javelin Throw runway and a Discus/Hammer circle (with a shared landing area).

Sambódromo

KEY INFORMATION

SAMBÓDROMO

Av. Marquês de Sapucaí
Cidade Nova

Estimated journey time from Olympic Village Transport Mall (during the competition period when the Olympic Route Network is in use): 45 minutes

Venue access

The Athletes' Load Zone is located next to Broadcast Compound, next to the warm-up area.

Access to the competition area, for those who do not use Rio 2016 official transport, is on foot only and via Travessa 11 de Maio (adjacent to Avenida Salvador de Sá). Athletes staying at the Olympic Village will be brought to Sambódromo by transport and will be dropped off inside the venue perimeter, near to the team tents and registration area. Athletes not staying in the Village will be responsible for their own travel to Sambódromo and must allow sufficient time to pass through the various security checks.

Field of play

The field of play and all equipment at the Sambódromo will be presented in accordance with the IAAF Competition Rules.

Venue facilities and services

Call room

The call room is located next to the start/finish line.

Doping control station

The doping control station at the Sambódromo is located close to the warm-up area, on the side closest to Rua Frei Caneca. For details of doping control at the Rio 2016 Olympic Games, please see page [26](#).

Lost and found

All reports of lost items at the Sambódromo should be directed to the TIC. This is also the location to which all found items should be delivered.

Mixed zone

The mixed zone at the Sambódromo is located after the finish line. For details of mixed zone procedures, please see page [47](#).

Physiotherapy and massage

There will be a dedicated space available for physiotherapy and massage services under the stands in Sector 13.

Rest areas

Team tents are available where athletes can rest or relax before and after the race.

Technical Information Center (TIC)

The TIC at the Sambódromo is located next to the team tents. For details of the TIC's opening hours and the services it will provide, please see page [28](#).

Warm-up area

The warm-up area for the Marathon events is located next to the team tents.

Weather

Rio de Janeiro as a whole benefits from a mild to warm climate during the winter month of August. Based on statistics from recent years, teams can expect an average daily high of around 23-24°C (73-75°F) in the Maracanã zone. On average, relative humidity ranges from a minimum of around 70 per cent to a maximum of around 80 per cent during this period. The average monthly rainfall during August is 29 millimetres; the prevailing winds are from the north and north-east.

At Games time, forecasters from governmental meteorology institutions will be located in the Sport Operations Centre and will provide regular weather forecasts for all venues that will be staging outdoor sports. Up-to-date forecasts will be available on Info+.

Pontal

Key information

PONTAL

Praça Tim Maia, Av. Lucio Costa
Recreio

Estimated journey time from Olympic Village Transport Mall (during the competition period when the Olympic Route Network is in use): 16 minutes

VENUE ACCESS

The Athletes' Load Zone is located at Avenida Lúcio Costa next to the roundabout where the Venue Media Centre is located.

Access to the competition area is via Avenida Lúcio Costa only. Athletes staying at the Olympic Village will be brought to Pontal by transport and will be dropped close to the roundabout of Avenida Lúcio Costa, across the street. Athletes will cross the street at a designated crossing point and access through a dedicated PSA. Athletes not staying in the Village will be responsible for their own travel to Pontal and must allow sufficient time to pass through the various security checks. They must access via the same crossing point.

FIELD OF PLAY

The field of play and all equipment at Pontal will be presented in accordance with the IAAF Competition Rules.

Venue facilities and services

Call room

The call room is located next to start/finish line.

Doping control station

The doping control station at Pontal is located close to the Athletes' Medical Post. For details of doping control at the Rio 2016 Olympic Games, please see page [26](#).

Lost and found

All reports of lost items at Pontal should be directed to the TIC. This is also the location to which all found items should be delivered.

Mixed zone

The mixed zone at Pontal is located after the finish line to the right. For details of mixed zone procedures, please see page [47](#).

Rest area

Team tents are available where athletes can rest or relax before and after the race.

Technical Information Center (TIC)

The TIC at Pontal is located next to the Call Room. For details of the TIC's opening hours and the services it will provide, please see page [28](#).

Warm-up area

The warm-up area for the Race Walk events is located on the field of play.

Weather

Rio de Janeiro as a whole benefits from a mild to warm climate during the winter month of August. Based on statistics from recent years, teams can expect an average daily high of around 21-22°C (70-72°F) in the Barra zone. On average, relative humidity ranges from a minimum of around 60 per cent to a maximum of around 80 per cent during this period. The average monthly rainfall during August is 42 millimetres; the prevailing winds are from south-west and south-east.

At Games time, forecasters from governmental meteorology institutions will be located in the Sport Operations Centre and will provide regular weather forecasts for all venues that will be staging outdoor sports. Up-to-date forecasts will be available on Info+.



TRAINING

Training for the Athletics competition will take place at three venues: Air Force University, Air Force Club and the Olympic Stadium warm-up track.

Air Force University will be open for training from Sunday 24 July, the day the Olympic Village opens, until Saturday 20 August. Air Force Club will be open for training from Sunday 24 July, the day the Olympic Village opens, until Saturday 20 August. The Olympic Stadium warm-up track will be open for training from Monday 8 August to Thursday 11 August.

Please note that training times and dates are subject to change due to ongoing conversations with the IFs and the NOCs. Any updates to the schedule will be communicated to the NOCs via the Rio Exchange and will be available on Info+.

Allocation of training sessions

All training sessions are open sessions.

Training regulations

Teams are expected to self-regulate their training sessions. If in the opinion of the personnel responsible for the training venues there are unsafe practices, then the matter will be brought to the attention of the responsible team official.

Venue services and facilities

Refreshment stations

Refreshment stations at the training venues will provide athletes and team officials with bottled water, Powerade and whole fruit.

Athlete Training Meals

Cold-packed meals will be available for collection at Olympic Stadium and Air Force University for athletes and team officials and need to be ordered by 21.00 48 hours in advance at the SIC in the Olympic Village. The meals will consist of a sandwich, a salad, a fruit salad and a sweet item.

For special dietary requirements, a form is available at the SIC and needs to be completed and submitted along with the meal request.

Please note that Air Force Club will only have a refreshment station.

Medical services and facilities

Medical services will be provided at all Games-time training venues complete with a medical station and ambulance. Each medical station will have at least a doctor and a nurse as part of the medical team.

Training Venue Passes (TVPs)

Training Venue Passes (TVPs) will facilitate access to training venues (standalone training venues and competition venues when in training mode) for non-accredited athlete support staff. TVPs do not act as an accreditation and do not grant additional entitlements to the holder. The TVP does not act as a visa waiver.

TVPs are applicable to non-accredited personal coaches, training partners, massage therapists, physiotherapists and other essential staff. They cannot be used by reserve athletes.

TVPs will be available at the Rio 2016 Olympic Games, in line with International Olympic Committee (IOC) regulations and on a sport-specific basis, from the start of training until the end of competition for the respective sport. There will be a limit to the number that NOCs can request for each venue on a particular day, which will vary according to the sport's quota.

TVPs will be valid for one day only. Individuals that are required to attend training across multiple days must submit separate requests through the Guest Pass System (GUP) for each day. They will need to collect a new TVP for each day they attend the relevant venue.

NOCs must submit requests for TVPs directly through the GUP by completing the required upload template (sent with the registration materials in March 2016). This template must include details of all potential TVP users, which should have been saved in the GUP by the Sport Entries deadline of 18 July 2016.

The application procedure will be the same for stand-alone and competition training venues. Once NOCs have entered the names of all potential TVP users in the GUP and concluded their DRMs, team leaders should go to the appropriate sport desk in the SIC to request the venues and dates for the TVP. At that point, the SIC volunteer will confirm that the NOC has quota available and register the request.

Upon arrival at stand-alone training venues, individuals should report to the workforce entrance, where they will be issued with a TVP for the day upon presentation of valid photo identification. For competition training venues, individuals should report to the Venue Accreditation Office (VAO), where they will follow the same procedure.

For the Athletics competition, TVPs will be available for Air Force Club, Air Force University and for the warm-up track at the Olympic Stadium.

		DAILY QUOTA PER NOC			
Discipline	Venue	No. of athletes	No. of passes per day	Applicable period	Venue access
Athletics	Olympic Stadium (warm-up track only)	1-10	1	24 July to end of competition	Limited to training areas. No access to seating—ticket required to attend competition.
		11-20	2		
		21-30	3		
		31-40	4		
		41-50	5		
		51-60	6		
		61-70	7		
		71-80	8		
		81-90	9		
		91-100	10		
		101+	11		
Athletics (except throwing events)	Air Force Club	1-5	1		Full access, except Athletes' Lounge
		6-20	3		
		21-40	5		
		41-60	10		
		61-80	15		
		81-100	20		
		100+	25		
Athletics (Track and Field)	Air Force University (UNIFA)	1-5	1		
		6-20	3		
		21-40	5		
		41-60	10		
		61-80	15		
		81-100	20		
		100+	25		

Air Force Club

Key information

AIR FORCE CLUB

Rua Rachel de Queiroz, s/n

Barra da Tijuca

Venue access

Athletes will be dropped off at the venue entrance located nearest to the Athletics facilities.

Training sessions

Athletes will be granted open access during opening hours, with no need to book sessions. The venue will be available for training as follows:

AIR FORCE CLUB OPENING HOURS	
24 July	12.00 - 21.00
25 July - 4 August	9.00 - 21.00
5 August	7.00 - 12.00
6 - 20 August	9.00 - 21.00

Training facilities

The Athletics facilities at Air Force Club will include:

- 400m oval track
- Eight lanes
- two high jumps, two pole vaults, two runways for triple jumps and one runway for long jump

Other venue facilities and services

Athletes' Lounge

The Athletes' Lounge is located next to the training track and will be shared with Rugby during training. Refreshments will be available.

Changing rooms and showers

The changing rooms are also located next to the training track, and there are separate facilities for men and women. Showers are available.

Equipment storage

Equipment may be stored in secure space located next to the training track.

Gym room

A gym with weight training equipment will be available for athletes' use. It is located close the equipment storage space and the training track.

Physiotherapy area

A space for physiotherapy services is available inside the changing rooms.

Media area

There is a dedicated media space next to the training track. Interviews with athletes or teams must be agreed by the athlete and the NOC or his/her representative.

Air Force University (UNIFA)

Key information

AIR FORCE UNIVERSITY (UNIFA)

Av. Marechal Fontenelle, 2000
Campo dos Afonsos

Venue access

There are two drop-off zones for Athletics training at Air Force University. There is one for the training track and one for the throwing area. Athletes will be dropped off at either one of these zones, which are both located close to the training facilities.

Training sessions

Athletes will be granted open access during opening hours, with no need to book sessions. The venue will be available for training as follows:

AIR FORCE UNIVERSITY OPENING HOURS	
24 July	12.00 - 21.00
25 July - 4 August	9.00 - 21.00
5 August	7.00 - 12.00
6 - 20 August	9.00 - 21.00

Training facilities

The Athletics facilities at Air Force University will include:

- 400m oval track
- eight lanes
- two high jumps, two pole vaults, two runways for triple jumps and one runway for long jump
- two javelin runaways
- two discus/hammer throw areas
- four shot put areas
- course for Marathon – 4,685m
- course for Race Walk – 3,700m
- other venue facilities and services

Athletes' Lounges

There is an Athletes' Lounge located near the training track, inside the building for the Swimming facilities, which will be shared with Triathlon (running) and Modern Pentathlon (running). Another Athletes' Lounge will be located next to the throwing area, and will be shared with Triathlon (cycling and running). Refreshments will be available in both lounges.

Changing rooms and showers

The changing rooms with separate facilities for both men and women are located at each training area, for track/jumping and throwing. Showers are available.

Equipment storage

Equipment may be stored in secure space located inside the Swimming training facilities, which is a short distance from the Athletics track. Another space will also be available next to the throwing area.

Gym room

There is a gym with weight training equipment located between the training track and the throwing area.

Physiotherapy area

A space for physiotherapy services will be available inside the changing rooms.

Media area

There is a dedicated media space next to the training track, and another next to the throwing area. Interviews with athletes or teams must be agreed by the athlete and the NOC or his/her representative.

Olympic Stadium warm-up venue

Key information

OLYMPIC STADIUM

Rua Arquias Cordeiro, nº 1.100
Engenho de Dentro

Venue access

For access information at the Olympic Stadium, see page [63](#).

ACCESS FOR P-ACCREDITED TEAM OFFICIALS

P-accredited team officials will not be able to access the Olympic Stadium warm-up venue via the Olympic Stadium. Instead, all P-accredited team officials who have their accreditation should make their way to the north entrance of the Olympic Stadium, where they will be able to enter the venue and meet their athlete(s) at the warm-up venue. This access route will be available from 9.00 to 21.00 on 8 to 11 August (training period) and from 7.30 to 22.00 on 12 to 20 August (competition period).

Training facilities

The warm-up venue will be used as a training facility from 8 to 10 August. From 12 August, it will be used exclusively as a warm-up area for the Athletics competition.

The warm-up area for the track and jumping events, as well as for the Shot Put, will contain an eight-lane, 400m track, plus High Jump landing areas, Pole Vault landing areas, Long Jump/ Triple Jump pits and Shot Put circles. The warm-up area for the long throws will include a Javelin Throw runway and a Discus/Hammer circle (with a shared landing area).

Other venue facilities and services

Call Room 1

Call Room 1 is located next to the warm-up track. For long throws, the Call Room 1 will be located next to the facility entrance.

Athletes' Lounges

There is an Athletes' Lounge next to each warm-up facility. Refreshments will be available.

Changing rooms and showers

There will be changing rooms with showers at the warm-up facility.

Media area

In accordance with Rio 2016 guidelines, there is a media area at the venue, but contact with athletes and teams is by arrangement only.

Ice baths

Ice baths are available on the ground floor changing rooms.

Rest areas

Rest areas are available in team tents, as well as in the Athletes' Lounge.

Team tents

There are 39 team tents, which will be available for teams to use during training and warm-up. Teams will not be allocated tents, and smaller teams may need to share tents.

There will be 220V electricity outlets in the tents. Adapters/transformers to 110V will not be provided. For additional information regarding electricity and adapters, please see page [92](#).

Umbrellas

Large umbrellas will be available upon request for shelter around the venue.

Video board

A video board will be placed close to the last bend of the warm-up venue track, and will show live action from the stadium.

Weight training tent

The weight training tent is located at the end of the first bend. The tent will contain machines and free weights.



THE GAMES

Accreditation

The Rio 2016 Organising Committee for the Olympic and Paralympic Games issues an Olympic Identity and Accreditation Card (OIAC) to each accredited individual participating in the Rio 2016 Olympic Games. The OIAC establishes the identity of its user and allows access to Olympic Games venues.

Before validation, the OIAC is referred to as a Pre-Valid Card (PVC). Accredited delegates will be able to validate their PVC upon arrival in Rio de Janeiro from 24 July 2016, in order to be able to access the Olympic Village and venues. Access to the Olympic Village is limited to individuals with access codes OLV and R. Access to other competition and non-competition venues is determined by the access conferred by the individual's validated accreditation.

PVC holders may enter Brazil (all ports of entry) multiple times from 5 July 2016 to 28 October 2016, upon presentation of their card and the same valid travel document (a valid government issued photo ID (RG) or Brazilian driving licence for Brazilians, a government issued photo ID for countries associated with Mercosur, or a valid passport for the above and all other nationalities) that was used in the application for accreditation, without requiring a separate entry visa. Accredited athletes (Aa category) and Team Officials (Ao, Ac, NOC or P category) are eligible for a visa waiver.

Individuals using their PVC or OIAC as a visa waiver to enter Brazil must ensure their identity document is valid until at least 31 December 2016. The identity document used to enter Brazil must match the information provided on their application for accreditation.

Accreditation facilities

During the Olympic Games, the Accreditation Centre at the Olympic Village Welcome Centre will serve as the primary accreditation centre for athletes and team officials.

Venue Accreditation Offices (VAOs) will be located at strategic locations close to official Olympic venues. The table below shows the accreditation facilities available and the services that will be provided at each.

FACILITY	POPULATION	VALIDATION	CARD PRODUCTION	PHOTO CAPTURE	HELP OFFICE
Tom Jobim International Airport (GIG)	All	✓	✗	✗	✗
Olympic Village (Welcome Centre)	NOCs	✓	✓	✓	✓
Olympic Family Accreditation Centre – Novotel Barra (near Windsor Marapendi)	IOC, NOCs and International Federations (IFs)	✓	✓	✓	✓

Media Accreditation Centre	Press and Broadcast	✓	✓	✓	✓
Venue Accreditation Offices (VAOs)	All	✓	✗	✗	✗
Deodoro Accreditation Centre	All	✓	✓	✓	✓
Uniform and Accreditation Centre (UAC)	All	✓	✓	✓	✓
Football Venue Accreditation Centres	All	✓	✓	✓	✓

ACCREDITATION CODES

The Accreditation Card Operating System assigns access privileges according to a privilege matrix that includes any function performing an official role at the Games. The privileges are based on accreditation zones and are printed on the OIAC along with the individual's personal information, function and responsible organisation. At sport venues the privileges give access to accreditation zones as described below:

ZONE	ACCESS ENTITLEMENTS
Blue (colour)	Field of play - competition areas
Red (colour)	Operational areas
White (colour)	Accredited persons circulation areas
2	Athlete preparation area
4	Press areas
5	Broadcast areas
6	Olympic Family areas

At the Olympic Village, the Village Plaza is open to any appropriately accredited persons (those with the OLV privilege code on their OIAC) including visitors (with a guest pass), while access to the Residential Zone is limited to those either staying or working within:

ZONE	ACCESS ENTITLEMENTS
R	Olympic Village Residential Zone

LOST, STOLEN OR DAMAGED CARDS

If an OIAC is stolen, lost or damaged (for example, torn or water-damaged) after validation, it can be reissued at any accreditation facility. Please note the following:

- The individual concerned must make a written, signed declaration.
- A lost or damaged OIAC will be cancelled in the accreditation system, and will not be reactivated even if found at a later date.
- A lost or damaged OIAC will be reissued as soon as possible, after notification has been submitted and the individual presents a valid form of identification. The valid form of identification must be the one which was used in their application for accreditation.
- Reissuance can take place at any of the accreditation facilities listed in the above table.

Team Welcome Ceremonies

Team Welcome Ceremonies (TWCs) are the official welcome to all NOCs participating in the Rio 2016 Olympic Games and will take place in the Olympic Village Plaza before the Opening Ceremony. The exact date and time will be confirmed by your NOC. Each TWC will last no longer than 35 minutes and involve at least one and a maximum of five NOCs.

Opening and Closing Ceremonies

OPENING CEREMONY

The Rio 2016 Opening Ceremony will be held at Maracanã on 5 August 2016 from 20.00 until 23.30. Please note that these times are subject to change.

All marching athletes and team officials will be transported by bus from the Olympic Village to Maracanã for the Opening Ceremony. Transport services for marching athletes and officials on the day of the Opening Ceremony will be available from the Olympic Village only. All marching athletes and officials staying outside the Olympic Village will need to make their way to the Olympic Village to use the transport provided to Maracanã and also to return from the Olympic Village to their accommodation after the ceremony.

Competing athletes (Aa) will march by virtue of their accreditation and will not need a marching pass. Team officials (Ao, Ac) and P alternate athletes will require a marching pass and accreditation to participate in the Athletes' Parade.

Delegations will march in the protocol order that is dictated by the Portuguese language. Greece will march first and Brazil last.

Delegations will enter Maracanã and parade across the field of play past the Presidential Box in view of the audience before being directed to their position on the field of play. Athletes will then stand for the remainder of the ceremony, which is scheduled to conclude at 23.30.

An early departures service to the Olympic Village will be offered for athletes and officials wishing to leave the ceremony immediately after they parade. The early departures process will start immediately after Greece has finished marching and will be provided until the regular departure services start. The first bus for the early departure service is expected to leave Maracanã at 21.00; however, buses will depart only when full, therefore athletes may be required to wait.

CLOSING CEREMONY

The Rio 2016 Olympic Games Closing Ceremony will be held at Maracanã on 21 August 2016 at 20.00. The ceremony is scheduled to conclude at 22.10. Please note that these times are subject to change.

As opposed to the Opening Ceremony, for the Closing Ceremony, all athletes and officials will require a marching pass together with their accreditation.

For the Closing Ceremony, there is no protocol order in which NOCs must enter Maracanã and delegations will enter the stadium together. All other operations will mirror the Opening Ceremony's operations.

MARCHING ATHLETES AND OFFICIALS

During the Opening and Closing Ceremonies, athletes may not display any materials that contain any type of publicity or propaganda, as per Rule 50 of the Olympic Charter. All ceremony uniforms must follow the IOC's Guidelines Regarding Authorised Identifications.

Ticketing

Athletes and officials may access the athletes' stand during competition for their own discipline(s) without a ticket, upon presentation of their Olympic Identity and Accreditation Card (OIAC).

DIFFERENT DISCIPLINE SPECTATING ATHLETES (DDAS) AND OFFICIALS

Rio 2016 is offering a limited number of complimentary tickets for athletes (Aa) and officials (Ao) to the A stand in competition venues for all sport disciplines, except Football matches in the co-host cities. Please contact your NOC for further details on how these can be requested, but please also remember that complimentary tickets will be limited in number, and demand is expected to exceed supply for many venues.

DDA transport to venues

See page [84](#).

ATHLETE FAMILY AND FRIENDS (AF&F) TICKETS

Rio 2016 has set aside tickets specifically for sale to the family and friends of athletes who are participating in the Rio 2016 Olympic Games.

Rio 2016 will guarantee two tickets per athlete, per session they are competing in, with the exception of Swimming, where one ticket per athlete will be offered. Once the designated tickets have been collected, no further tickets will be issued.

TICKET BOX OFFICES

Ticket box offices will be located at competition venues and shopping malls (Shopping Leblon and Via Parque). Box office opening hours and dates at shopping malls and venues vary. Updated information can be found on Rio 2016's website (<https://ingressos.rio2016.com>). There will also be a ticket box office in the Olympic Village Plaza, which will be open from 24 July to 21 August from 9.00 until 21.00 (according to Village Plaza opening hours).

TICKET TOUTING

It is a criminal offence to resell Rio 2016 tickets for a price over the face value, and infractions may result in legal action. Unauthorised resale or misuse of Rio 2016 tickets may be considered a violation of the Rio 2016 Terms and Conditions of Ticket Purchase and may result in the tickets being declared void and the ticket holder being denied entry to the venue. Any misuse of tickets acquired via the AF&F or DDA ticketing programmes may result in a loss of future ticketing privileges.

Transport

A summary of transport at the Games follows below. Please note that full details of transport services at the Games, including timetables, may be found on Info+.

TRANSPORT FOR ATHLETES SYSTEM (TA)

The Transport for Athletes (TA) system will provide bubble-to-bubble transport services for athletes and NOC team officials (Aa, Ac, Ao and P alternate athletes), and their personal equipment, from 24 July until 21 August 2016 for competition and training.

P accredited training partners, personal coaches and Training Venue Pass (TVP) holders do not have access to the TA system. The TA comprises the following services:

- Arrivals and departures between Tom Jobim International Airport (GIG) and Santos Dumont Domestic Airport (SDU), and the Olympic Village
- Transport between the Olympic Village and official competition and training venues
- Internal Village Transport Service (IVTS) operating inside the Olympic Village (see below)
- Ceremonies services
- Recreational services to Via Parque shopping mall and Barra beach
- Football co-host city transport

Internal Village Transport Service (IVTS)

A daily Internal Village Transport Service (IVTS) shuttle will connect key locations inside the Olympic Village, including the Welcome Centre, the Main Dining Hall, Athlete Transport Mall, Village Plaza and the Residential Zone. This service will operate 24 hours a day from 18 July until 24 August 2016, except on Opening and Closing Ceremony days. Frequency will vary depending on the time of day.

Scheduled competition and training services from the Olympic Village

Regularly scheduled transport services will connect athletes to designated stand-alone training venues and competition venues that also serve as training venues. Services are scheduled in line with the training requirements of individual sports. The service will commence on 24 July 2016 (after 12.00) for most sports and will continue until the close of each sport's individual training session.

On competition days, the TA service will be scheduled so that the first bus arrives at the competition venue two to three hours prior to competition starting, in accordance with each sport's requirements. The last bus to leave the competition venue will vary according to the sport's requirements, a maximum of two hours after competition has finished. All schedules will be available on Info+, as well as at the SIC and SID.

Estimated travel times are based on use of the Olympic Route Network (ORN) for as much of the journey as possible and do not include any security screening times, queuing time at the VSA or, where applicable, in-venue travel times.

Scheduled services for spectating athletes

A dedicated transport service will be provided for team sport venues or venues where Rio 2016 anticipates a high demand of athletes wishing to spectate. The dedicated transport service for spectating athletes/officials will be available on competition days only. The service will run from the Athlete Transport Mall at the Olympic Village to the spectators' area at specific clusters or competition venues. The frequency of the service and type of vehicle (coach or bus) will depend on the sport/competition session. There are two types of dedicated services:

- **Dedicated shuttle service:** Shuttle service departing from the Olympic Village at a frequency to be specified on Info+ and departing from the venue to the Olympic Village up to 30 minutes after the competition session ends.
- **Pre-defined departure service:** One-departure only service departing from the Olympic Village at a set time indicated on Info+ and leaving the venue 45 minutes after the competition session ends.

For venues where dedicated transport services will not be available to travel to the venue to spectate, Same Discipline Athletes (SDAs) and Different Discipline Athletes (DDAs), as well as accredited team officials, will be able to use the existing competition TA system. In this case, priority will always be given to competing athletes.

Neither TA nor spectator-dedicated transport services will be available for athletes and officials wishing to spectate at Riocentro, as the venue is within walking distance from the Olympic Village Welcome Centre, or at the Olympic Golf Course, which can be accessed using the Bus Rapid Transit (BRT) system.

NOCs should also encourage their athletes and team officials to use public transport to travel to and from competition venues in Barra to spectate. The Bus Rapid Transit (BRT) service in Rio will be free of charge for all accredited athletes and team officials at Games time.

A list of venues and sports serviced by the spectating athlete transport services is detailed below.

TYPE OF SERVICE	VENUE DROP-OFF	SPORTS/DISCIPLINES		
Dedicated shuttle service	Barra Olympic Park	Basketball	Synchronised Swimming	
		Diving	Taekwondo	
		Fencing	Tennis	
		Gymnastics	Track Cycling	
		Handball	Water Polo	
		Judo	Wrestling	
		Swimming		
Deodoro Common Domain		Basketball	Modern Pentathlon	
		BMX	Mountain Bike	
		Canoe Slalom	Rugby	
		Equestrian	Shooting	
		Hockey		
Maracanã precinct		Football		
		Volleyball		
Olympic Stadium		Athletics		
		Football		
Pre-defined departure service	Fort Copacabana	Marathon Swimming		
		Road Cycling		
		Triathlon		
	Lagoa Stadium		Canoe Sprint	
			Rowing	
Pontal		Race Walk		
Sambódromo		Marathon		
Existing TA service	Beach Volleyball Arena	Beach Volleyball		
	Marina da Glória	Sailing		
	Sambódromo	Archery		

Olympic Route Network (ORN)

The Olympic Route Network (ORN) is a network of roads linking all official competition and non-competition venues in Rio de Janeiro.

The ORN consists of a combination of dedicated and priority lanes for vehicles with a Vehicle Access and Parking Permit (VAPP):

- **Dedicated lanes:** exclusively for vehicles displaying a VAPP and emergency vehicles.
- **Priority lanes:** only for vehicles displaying a VAPP, emergency vehicles, taxis and public urban buses.

From 31 July 2016, all dedicated and priority lanes will be operational. Before that date, only some sections of the ORN will be operational from the Olympic Village as indicated in the table below:

DATES OF OPERATION	LANES AVAILABLE	DESCRIPTION	VENUES
24-30 July 2016	Dedicated lanes on Transolímpica	Olympic Village to venues in Deodoro zone	All Deodoro venues
	Priority lanes	Shared bus and taxi lane	Copacabana, Deodoro and Maracanã
31 July-22 August 2016	Full ORN	All clusters and venues, as detailed on the ORN map	All venues

In circumstances when the ORN is inaccessible, for example, due to a traffic accident or the Opening and Closing Ceremonies, an alternative route will be in place for properly VAPPED vehicles.

Road Event Olympic Route Network (REORN)

The Road Event Olympic Route Network (REORN) will also be in operation during familiarisation and road event competition days, when road closures on the ORN will be in place.

Public transport

TRAVEL WITHIN RIO

Public transport available in Rio includes the following services:

- Bus Rapid Transit system (BRT)
- Metro
- Train (Supervia)
- Light rail train (VLT)
- Urban bus

Access to public transport services in Rio for individuals in the NOC accreditation categories will be free of charge. This includes the BRT, metro, train and VLT. No free public transport entitlement will be provided for Games Family at the Football co-host cities.

Spectators with tickets for Games events in Rio will need to purchase a Games travel card to use on public transport on the day of their event.

Public transport in Rio is being planned to operate for extended hours on specific days. Further information will be communicated closer to the Games.

Taxis

No taxi drop-off/pick-up areas will be available at competition or training venues.

From 24 July 2016, any un-VAPPed vehicles, including taxis, may drop off passengers close to the Olympic Village Welcome Centre, as long as at least one of the vehicle occupants has a PVC or an OIAC. Otherwise, the passengers must exit the vehicle at the VPC and walk 500m to access the Welcome Centre. The closest VPC to the Olympic Village Welcome Centre is located at the intersection of streets Olof Palme and Estrada dos Bandeirantes.

Unlicensed taxis do operate in Rio and Rio 2016 recommends using registered operators. Licensed taxis can be easily identified as they are yellow with blue stripes on the sides with red license plates.

Village

For details about the Olympic Village, please see the Athletes' and Team Officials' Guide, which is available on the Rio Exchange (<https://rioexchange.rio2016.com>).

Security

The federal, state and municipal governments are committed to the security of all those participating in and spectating at the Games, as well as the local population.

Rio 2016's Security team is responsible for planning and coordinating the general safety and security plans for the Games.

Security operations inside the Olympic Village, training and competition venues will be provided by the National Security Force (composed of public law enforcement agents), in close collaboration with Rio 2016 Security.

Venues and the Olympic Village will be under lockdown during Games time. During the lockdown period, all safety and security procedures will be implemented and access control will be activated with the support of security technology. Throughout this period, no individual, vehicle or equipment can enter the venues without the correct accreditation and security checks. After the accreditation check, individuals must go through a personal and baggage inspection. To access locked-down facilities, all individuals must pass through an airport-style X-ray system, called a "mag and bag", at the Pedestrian Screening Areas (PSAs). This system aims to identify prohibited or restricted items before the individual can gain access to the venue.

Security at the Olympic Village

The Olympic Village will be surrounded by a secure perimeter fence. Closed Circuit Television (CCTV) and an intrusion-detection system will be in place at all access points, the secure perimeter and common areas. Cameras will not be in place on residential floors.

Entry into the Olympic Village will only be permitted with a valid accreditation and by passing through a PSA. This process will need to be completed on every entry and re-entry to the Olympic Village.

Security at competition and training venues

Accredited individuals will have a dedicated access point at each venue. They will enter the facility by presenting a valid accreditation and proceeding to the PSA or VSA. Spectators must present their ticket as they access the spectator entrance at competition venues.

Venue Security Command and Control (VSCC) will be in place at each competition and training venue to manage any emergency or security situations. Delegates should approach Rio 2016 workforce or security staff to request emergency assistance inside venues.

Security and transport integration

The Transport for Athletes (TA) system will operate on a “bubble-to-bubble” basis, from the Athlete Transport Mall at the Olympic Village to and from competition and training venues. This means that athletes and team officials will not have to disembark the bus at a VSA; however, these vehicles will need to stop at the VSA for a brief check.

Athletes and team officials will go through a visual accreditation check when entering training and competition venues. They will be allowed into the venues at a controlled, secured area. When returning to the Olympic Village from competition and training venues, athletes and officials will be required to pass through the PSA at the Athlete Transport Mall.

TA transport will have a tracking system, enabling buses to be monitored by Rio 2016 throughout the journey. There will be extensive policing and monitoring of the Olympic Route Network (ORN).

In order to gain access to the secure perimeter of competition and training venues, all vehicles, including T1, T2 and T3, must have the appropriate VAPP and go through the usual security process at the VSA. All passengers will be required to leave the vehicle and pass through a PSA.

PROHIBITED AND RESTRICTED ITEMS AT VENUES

The restricted and prohibited items policy applies to spectators and accredited individuals at the Games. Accredited athletes and team officials will be permitted to bring items into venues that are required for specific Games-related activities (for example, tools of the trade) through the designated athlete entrances at the Olympic Village and at competition and training venues.

The following table is based on the most updated version of the prohibited and restricted items lists and provides an overview of the items that are prohibited - ✘, restricted - R and permitted ✓ - at Rio 2016 competition and training venues, and the Olympic Village. Prohibited items will not be permitted into venues under any circumstances. Restricted items may be allowed into venues under certain conditions.

ITEM DESCRIPTION	OLYMPIC VILLAGE (residents only)	COMPETITION AND TRAINING VENUES (accredited athletes and team officials, spectators)
Tents, placards, spray paint or any other item which could be used for demonstrations or sabotage within a venue	✘	✘
Glass bottles, except medicines contained in glass bottles or beverages for children	✓	✘
Bottles of all beverages, food items and other liquids, including aerosols and gels	R Up to 5 litres per person, per entry through the security screening areas	R Up to 5 containers of up to 200ml each (combined maximum capacity of one litre)
Large flags, banners and associated poles, large umbrellas or other items of an excessive size that may disturb the event or restrict the view	✓	✘
Items too large to be electronically screened through a PSA	R Refer to restricted items below	✘
Musical instruments and noisemakers, (for example, hunting horns, air horns, klaxons, drums, vuvuzelas and whistles)	✓	✘
Walkie-talkies, phone jammers, radio scanners, wireless hubs and routers	✓	R Except approved items for accredited team members
Laser pointers, strobe lights and similar light-emitting devices	✘	✘
Bicycles, folding bicycles	R In limited numbers (see section 5.8.6)	✘
Roller-skates, skateboards, any other non-competitive sports material (e.g. rackets, Frisbees and balls), except sport equipment and other accessories used to assist people with an impairment	✘	✘
Pets or animals, except service dogs	✘	✘

All types of knives and bladed items, including pocket knives	✘	✘
Firearms and ammunition, including replicas, component parts or any device resembling a firearm	✘	✘
Offensive weapons or implements such as flick knives and extendable batons, or anything that can be used to cause injury to another person	✘	✘
Fireworks, explosives, flares and smoke canisters	✘	✘
Toxic and dangerous materials	✘	✘
Controlled drugs, including substances that resemble controlled drugs, with a medical prescription	✓	✓
Medicines for personal use in reasonable quantities	✓	✓
All photographic and professional broadcasting equipment, including tripods and monopods	✓	✘
Flags of countries not participating in the Games	✘	✘
Objects or clothing bearing political statements which are in violation of the Olympic Charter (Rule 50)	✘	✘
Objects that contain commercial identification and may be used for ambush marketing	✓	✘

In addition to the information provided in the table above, residents of the Olympic Village will be permitted to bring the following restricted items into the Village:

- **Laser pistols for Modern Pentathlon (up to two per competitor), provided that the DUA permit has been issued by the Brazilian army. Should this be the case, the pistols must be kept in the NOC's allotment.**
- **Large items which cannot be screened through a PSA may be brought into the Olympic Village through the Material Transfer Area (MTA).**

NOC assistants will be permitted to bring some items into the Olympic Village on behalf of their NOC, such as food and beverages for personal consumption, equipment and other items, including walkie-talkies, banners and large flags, which are permitted for residents.

Accredited athletes and team officials are permitted to bring food and liquids (up to five litres per person) for personal snacks into competition and training venues, but there are no refrigerators available for the storage of perishable items. Accredited athletes and officials will not be permitted to bring alcohol into the competition or training venues.

Rio 2016 Security reserves the right to refuse entry at its discretion of any item that appears suspicious.

REQUESTS FOR EMERGENCY ASSISTANCE

Emergency assistance outside Rio 2016 venues

Representatives from the police and security staff, as well as fire and medical specialists, will maintain a constant presence at official venues for athletes and team officials.

Emergency services will also be available throughout the city. The following numbers can be used for an immediate public security response outside the Olympic Village and venues:

EMERGENCY

190

FIRE DEPARTMENT AND AMBULANCE SERVICES

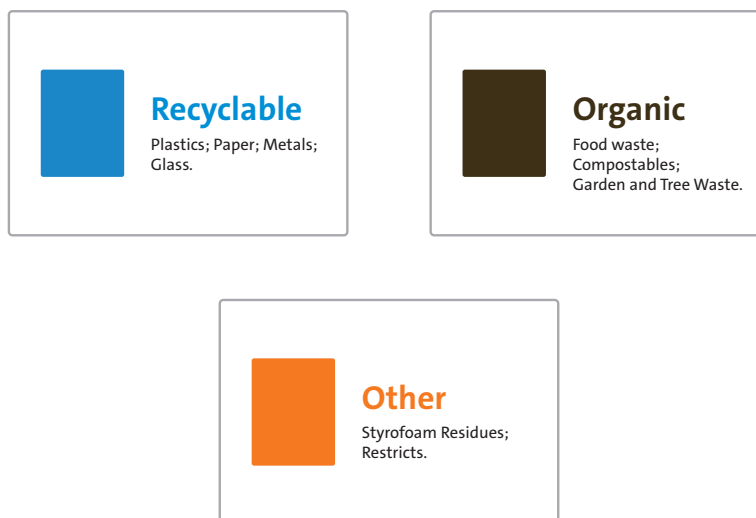
193

These services will be available in English and Portuguese. Please note that 911 and 112 (USA and Europe respectively) when dialled within the state of Rio de Janeiro will be re-directed to 190.

Recycling

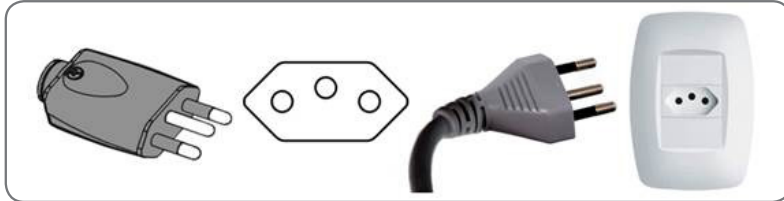
In line with environmental and political issues, directives, regulations and resolutions of local waste management, Rio 2016 has developed its strategy for waste segregation, treatment, destination and disposal.

In line with the Integrated Municipal Solid Waste Management Plan, Rio 2016 will offer different coloured bins, enabling a prior segregation of recyclable and other waste materials at the point of generation. Please select the correct bin when disposing your rubbish.



Electricity and adapters

Electrical outlets in the competition and training venues are 220 V, while in the Olympic Village apartments they are 127 V. Power sockets in Brazil require a three-pin plug (IEC 60906-1, as below) for power sockets; however, it is compatible with Europlug (C plug). Adapters/transformers will not be provided. Please be sure to purchase in advance the proper equipment for your needs and your team's needs.



Power sockets in Brazil



Europlug (C plug)

Rio 2016

RIO DE JANEIRO IN 2016

POPULATION

6,453,682, estimated in 2014

OFFICIAL LANGUAGE

Portuguese

CURRENCY

Real/Reais (plural)

LOCAL TIME

Greenwich Mean Time (GMT) -3

AREA

1,197 km² (Brazil: 8,515,767km²)

LATITUDE AND LONGITUDE

22°54'10" S, 43°12'27" W

ALTITUDE

2m

GOVERNMENT

Prefeitura do Rio de Janeiro (www.rio.rj.gov.br)

RIO DE JANEIRO, THEN AND NOW

The former capital of Brazil, Rio de Janeiro is located in the state of the same name on the south-eastern strip of the country's Atlantic coast. It is one of the most visited cities in the southern hemisphere. In January 1502, the second exploratory expedition by the Portuguese, led by Captain Gaspar de Lemos, reached Guanabara Bay. Legend has it that he entered the bay believing it to be a river, so he named it Rio de Janeiro, literally translated as "River of January".

Rio is a picture-postcard city, with lush green mountains, lakes, blue oceans and miles of white, sandy beaches. It is the home of Sugarloaf Mountain, Maracanã, Guanabara Bay and, overlooking it all, the statue of Christ the Redeemer. It is no wonder Rio is known as the "Marvellous City". The friendliness of cariocas (as Rio locals are known) can be witnessed in the streets, in the bars and at the beach.

CLIMATE

Rio de Janeiro benefits from a mild to warm climate during the winter month of August. Based on statistics from recent years, athletes can expect an average daily high of around 21-22°C (70-72°F) in the Olympic Village. On average, relative humidity ranges from a minimum of approximately 60 per cent to a maximum of approximately 80 per cent. The average monthly rainfall during August is 42 millimetres; the prevailing winds are from the south-west and south-east. The average daylight hours in Rio de Janeiro at Games time (August) are from 6.00 to 18.00.

THE CITY'S OLYMPIC HERITAGE

Brazil is a nation with sport in its blood and has always been a serious competitor in the Olympic Games. Never content with just taking part, the country has long dreamt of hosting the world's biggest sporting event. Brazil's first bid came in 1932, to host the 1936 Games, but Rio de Janeiro failed to advance past the International Olympic Committee's initial selection phase. Sixty years later, Brasília was a candidate for the 2000 Games, until its bid was withdrawn in the first phase. But Brazilian hopes were not dashed, rooted as they were in a deep belief in the value of the Games, and with the certainty that hosting them would boost national development efforts. With firm, unyielding commitment, the groundwork was already being laid on a path that, with each bid, was taking on an ever more clearly defined direction.

Rio de Janeiro's next attempt was to host the 2004 Olympic Games, but again it did not pass the initial selection phase. The Committee's General Assembly made a strategic decision to focus on a Rio bid for the 2007 Pan American Games, with a commitment to making it the biggest and best such games ever held. Competitors and managers were determined to work towards ensuring that the cream of Brazilian athletes would compete on home soil, at a truly impressive event in state-of-the-art arenas. At the same time, Rio prepared its bid for the 2012 Games, in which the city was up against stiff competition. Despite the acknowledged quality of its bid, it was eliminated from the Candidate City shortlist.

Rio's 2004 and 2012 bids were part of an ongoing process in which the city's positive points were strengthened, and the weaker areas addressed, to provide the structure for the next Olympic bid. In 2007, the organisers of the Pan American Games exceeded all expectations, delivering the best edition in these games' history. The capacity to stage and promote a major sporting event had been proven, and recognition for all the effort expended did not take long to arrive: on 2 October 2009, after a hard-fought campaign, Rio de Janeiro won the right to host the 2016 Olympic and Paralympic Games, the first to be held on South American soil.

RIO 2016 OLYMPIC GAMES IN BRIEF

SPORTS

28

DISCIPLINES

42

MEDAL EVENTS

306

ATHLETES

10,903

COMPETITION VENUES

37

DAYS OF COMPETITION

19

COMPETITION SESSIONS

698

OLYMPIC VILLAGE OFFICIAL OPENING

24 July 2016

OPENING CEREMONY

5 August 2016

CLOSING CEREMONY

21 August 2016

RIO 2016 COMPETITION VENUES

A total of 37 competition venues, across four zones in Rio de Janeiro and the Football cities, will be used for the Olympic Games.

Barra zone

The Barra zone will be the heart of the Rio 2016 Olympic Games. Located in Zona Oeste (West zone), the area will be a beautiful setting for the competitions. Surrounded by lagoons, mountains and parks, this neighbourhood's idyllic natural setting will be home to the athletes, as well as welcome thousands of spectators and Games visitors. The Olympic Village, Barra Olympic Park, Riocentro, IBC/MPC and Barra Media Accommodation Villages are all located in the Barra zone. Barra will house 15 competition venues, with 16 sports taking place.

CARIOCA ARENA 1

Basketball

CARIOCA ARENA 2

Judo, Wrestling (Freestyle, Greco-Roman)

CARIOCA ARENA 3

Fencing, Taekwondo

FUTURE ARENA

Handball

MARIA LENK AQUATICS CENTRE

Aquatics (Diving, Synchronised Swimming, Water Polo)

OLYMPIC AQUATICS STADIUM

Aquatics (Swimming, Water Polo)

OLYMPIC TENNIS CENTRE

Tennis

RIO OLYMPIC ARENA

Gymnastics (Artistic, Rhythmic, Trampoline)

RIO OLYMPIC VELODROME

Cycling (Track)

Other venues in the Barra zone**OLYMPIC GOLF COURSE**

Golf

PONTAL

Cycling (Road - Time Trial), Athletics (Race Walk)

RIOCENTRO - PAVILION 2

Weightlifting

RIOCENTRO - PAVILION 3

Table Tennis

RIOCENTRO - PAVILION 4

Badminton

RIOCENTRO - PAVILION 6

Boxing

Copacabana zone

Copacabana is one of the city's most famous neighbourhoods. Located in Rio de Janeiro's Zona Sul, or southern area, it boasts a beautiful, crescent-shaped beach that stretches more than four kilometres. On Sundays, the lanes of Avenida Atlântica — the beachfront avenue — are closed to cars, so that cariocas and visitors can enjoy the pleasant promenade atmosphere. Families and people of all ages may practise sport, swim in the ocean or simply relax: this is the Copacabana spirit. With its world-famous beaches, beautiful mountains and globally recognisable landmarks, including Sugarloaf and Corcovado, the Copacabana zone will be the perfect setting for the road competitions. With a population of nearly two million people, the events will certainly benefit from an authentically energetic carioca vibe. Copacabana will house four competition venues, with seven sports taking place.

BEACH VOLLEYBALL ARENA

Volleyball (Beach Volleyball)

FORT COPACABANA

Aquatics (Marathon Swimming), Triathlon, Cycling (Road - Road Race)

LAGOA STADIUM

Canoe (Sprint), Rowing

MARINA DA GLÓRIA

Sailing

Deodoro zone

Located in the western part of Rio, the Deodoro zone is connected to the city centre and beyond by train lines. Venue construction for the Rio 2007 Pan American Games resulted in an increase in the number of youngsters practising sport, and it is anticipated that this level of participation will increase further with the opening of new venues for the Rio 2016 Games. Deodoro will house nine competition venues, with sports taking place.

DEODORO AQUATICS CENTRE

Modern Pentathlon (swimming)

DEODORO STADIUM

Modern Pentathlon (riding, combined event), Rugby

MOUNTAIN BIKE CENTRE

Cycling (Mountain Bike)

OLYMPIC BMX CENTRE

Cycling (BMX)

OLYMPIC EQUESTRIAN CENTRE

Equestrian (Dressage, Eventing, Jumping)

OLYMPIC HOCKEY CENTRE

Hockey

OLYMPIC SHOOTING CENTRE

Shooting

WHITewater STADIUM

Canoe (Slalom)

YOUTH ARENA

Basketball, Modern Pentathlon (fencing)

MARACANÃ ZONE

The Maracanã zone includes two of Rio's most iconic venues: Maracanã and the Sambódromo, in addition to the Olympic Stadium, built for the Rio 2007 Pan American Games, and nicknamed "Engenhão", after the Engenho de Dentro neighbourhood in which it is located. The zone, though part of Zona Norte, the northern area, is located close to the city centre. Hundreds of people visit the Maracanã complex every day, where they take advantage of its spaces for physical exercise, such as walking and jogging. Maracanã will host the Opening and Closing ceremonies of the Olympic Games, as well as Football and the adjacent Maracanãzinho will host the Volleyball competition. The Marathon (Athletics) and Archery competitions will take place in the Sambódromo, while the Olympic Stadium will be home to Athletics (track and field) and Football. In total, the Maracanã zone will house four Olympic venues, with four sports taking place.

MARACANÃ

Opening and Closing Ceremonies, Football

MARACANÃZINHO

Volleyball

OLYMPIC STADIUM

Athletics, Football

SAMBÓDROMO

Archery, Athletics (Marathon)

Football cities

In addition to Rio de Janeiro, Football events will take place in five other cities, taking the Rio 2016 Games around Brazil. The tournament will benefit of world-class stadia, which have hosted the 2014 FIFA World Cup Brazil.

MARACANÃ AND OLYMPIC STADIUM

Rio de Janeiro

AMAZÔNIA ARENA

Manaus

FONTE NOVA ARENA

Salvador

MANÉ GARRINCHA STADIUM

Brasília

MINEIRÃO

Belo Horizonte

CORINTHIANS ARENA

São Paulo



NOTES



MAPS

Olympic Games Rio de Janeiro (overview)

KEY

- BRT - Transcarioca
- BRT - Transoeste
- BRT - Transolímpica
- LRT
- Metro
- Railway
- BARRA METRO STATION
- CRUISE SHIP
- PORT
- AIRPORTS
- GIG - TOM JOBIM INTERNATIONAL AIRPORT
- SDU - SANTOS DUMONT DOMESTIC AIRPORT
- GAMES FAMILY HOSPITAL
- Rio 2016 HQ
- BARRA OLYMPIC PARK
- DEODORO OLYMPIC PARK
- COMPETITION VENUES
- BVA - BEACH VOLLEYBALL ARENA
- FTC - FORT COPACABANA
- GLO - MARINA DA GLÓRIA
- LAG - LAGOA STADIUM
- MRC - MARACANÁ
- OCC - OLYMPIC GOLF COURSE
- OLS - OLYMPIC STADIUM
- PON - PONTAL
- RCP - RIOCENTRO
- SBD - SAMBODROMO
- VILLAGES
- BVI - BARRA VILLAGET
- DAV - DEODORO ACCOMMODATION VILLAGE
- OLV - OLYMPIC VILLAGE
- HOTELS
- NOVOTEL HOTEL
- WINDSOR MARAPENDI
- WINDSOR BARRA / WINDSOR OCEÂNICO
- SHOPPING
- SHOPPING LEBLON
- VIA PARQUE SHOPPING MALL



Barra Olympic Park (overview)

KEY

COMPETITION VENUES

SECURITY PERIMETER

BRT - TRANSOLÍMPICA

BRT - TRANSCARIOCA

BRT - TERMINAL

WARM-UP AREA

MAIN PRESS CENTRE

INTERNATIONAL

BROADCAST CENTRE

CARIOCA ARENA 1

CARIOCA ARENA 2

CARIOCA ARENA 3

FUTURE ARENA

MARIA LENK AQUATICS CENTRE

OLYMPIC AQUATICS STADIUM

OLYMPIC TENNIS CENTRE

RIO OLYMPIC ARENA

RIO OLYMPIC VELODROME

OLYMPIC PARK

OLYMPIC VILLAGE



Olympic Village

KEY

- SECURE PERIMETER
- INTERNAL VILLAGE TRANSPORT SYSTEM (IVTS)
- CONDOMINIUM FENCE LINES
- OPERATIONAL AREAS
- 1 CHIEFS DE MISSION MEETING HALL
- 2 MAIN ENTRY - GUEST PASS OFFICE, PROTOCOL OFFICE AND MEDIA CENTRE
- 3 MULTI-FAITH CENTRE
- 4 RECREATIONAL COURTS
- 5 VILLAGE PLAZA
- 6 IOC SPACE
- 7 SPORT VIEWING ROOM
- 8 PLACE OF MOURNING
- 9 CASUAL DINING
- 10 NOC SERVICES CENTRE
- 11 SPORT INFORMATION CENTRE / WEIGH-IN AREA
- 12 ENTERTAINMENT CENTRE
- 13 WELCOME CENTRE
- 14 DROP-OFF POINTS - T1/T2, T3
- P1 AND P2 PARKING
- P3 NOC DEDICATED VEHICLE PARKING (P3)
- P3 CYCLING VEHICLE PARKING (P3 CV)
- P6 NOC PARKING (P6)
- P6 NOC VIV CIR PICK-UP/DROP-OFF (P6)
- INTERNAL VILLAGE TRANSPORT SYSTEM STOPS
- CONDOMINIUM ENTRANCE / EXIT
- RESIDENTIAL ZONE CONTROL POINT
- VEHICLE ACCESS
- TAXI DROP-OFF / PICK-UP
- ATHLETE TRANSPORT MALL
- BRT STATION
- GYM
- MAIN DINING HALL
- POLYCLINIC
- PEDESTRIAN SCREENING AREA
- RESIDENT CENTRES
- RESIDENT CENTRES (24 HOURS)
- RIO 2016 SUPERSTORE
- TEAM WELCOME CEREMONIES
- VEHICLE PERMIT CHECKPOINT
- VEHICLE SCREENING AREA



Deodoro Olympic Park (overview)

KEY

	COMPETITION VENUES
	SECURITY PERIMETER
	BRT - TRANSCARIOCA
	BRT - TRANSOLIMPICA
	RAILWAY LINE
	BRT STATION
	RAILWAY STATION
	WARM-UP AREA
	DEODORO OLYMPIC PARK
	OLYMPIC VILLAGE
	OLYMPIC EQUESTRIAN CENTRE
	DEODORO AQUATICS CENTRE
	DEODORO SHOOTING CENTRE
	DEODORO STADIUM
	MOUNTAIN BIKE CENTRE
	OLYMPIC BMX CENTRE
	OLYMPIC HOCKEY CENTRE
	WHITewater STADIUM
	YOUTH ARENA



OVP - Athletes' Park

KEY

--- PEDESTRIAN FLOW

--- VEHICULAR FLOW

1 JUDO

2 HANDBALL

3 BASKETBALL

4 ARTISTIC GYMNASTICS
RHYTHMIC GYMNASTICS
TRAMPOLINE GYMNASTICS

5 SWIMMING
TRIATHLON
MARATHON SWIMMING
WATER POLO

6 FREESTYLE WRESTLING
GRECO-ROMAN WRESTLING

☒ CHECK POINT

TA LOAD ZONE

PSA PSA

VAC VEHICLE ACCESS CONTROL

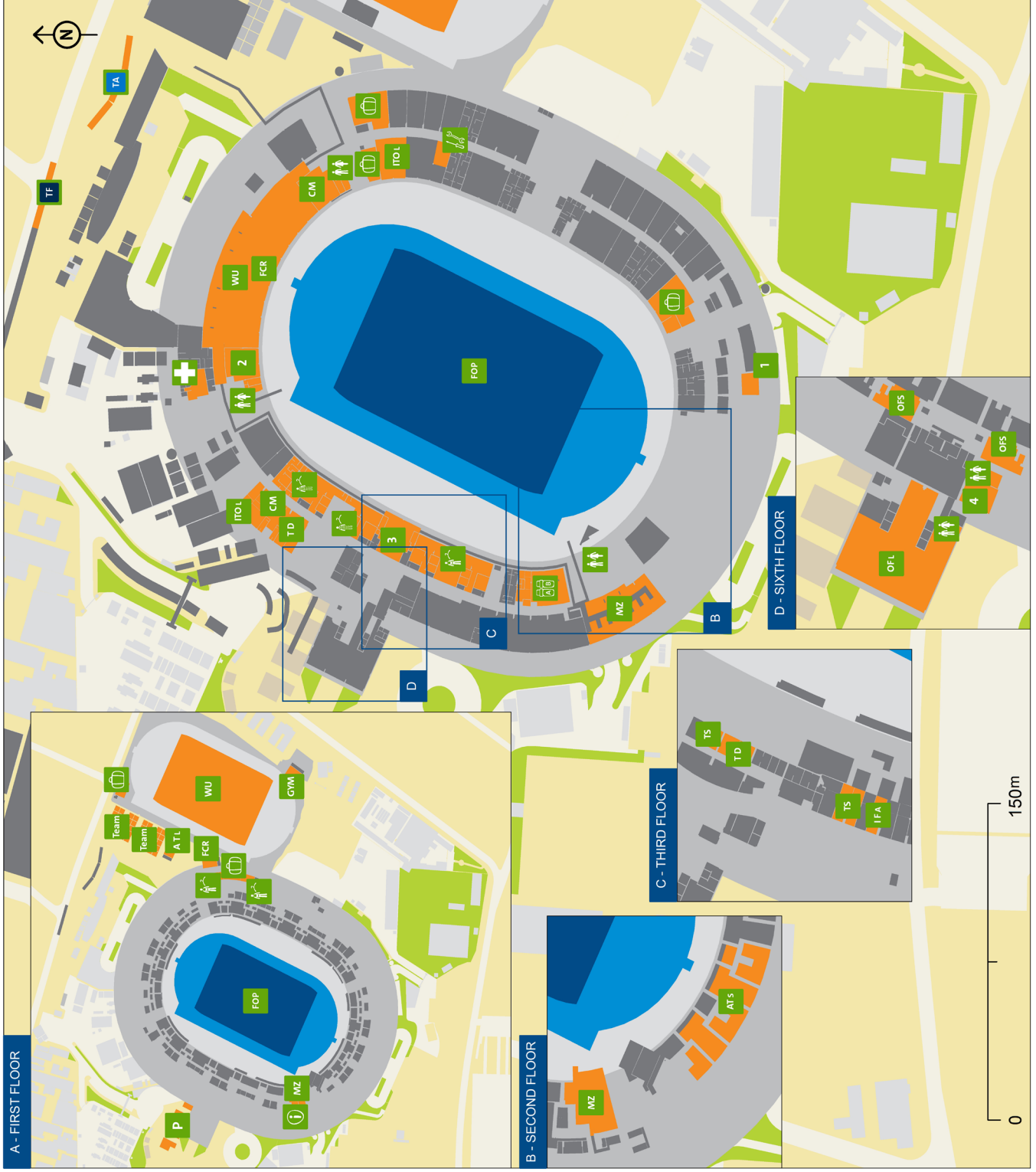
VSA VSA



Athletics (track and field) - Olympic Stadium

KEY

- ATHLETES' CHANGING ROOM
- ATHLETES' LOAD ZONE
- ATHLETES' LOUNGE
- ATHLETES' MEDICAL POST
- ATHLETES' SEATING
- COMBINED EVENT REST AREA
- COMPETITION MANAGEMENT
- DOPING CONTROL
- EQUIPMENT REPAIR
- EQUIPMENT STORAGE
- FIELD OF PLAY
- FINAL CALL ROOM
- FOP MAINTENANCE
- GREEN ROOM
- GYM
- IFA WORK AREA
- ITO / NTO CHANGING ROOM
- ITO / NTO LOAD ZONE
- ITO / NTO LOUNGE
- MIXED ZONE
- OLYMPIC FAMILY INFORMATION TERMINAL
- OLYMPIC FAMILY LOUNGE
- OLYMPIC FAMILY SEATING
- PARKING
- TEAM TENTS
- TECHNICAL DELEGATES
- TECHNICAL INFORMATION CENTRE
- TIMING AND SCORING
- TOILETS
- WARM-UP AREA



Athletics (track and field) - Olympic Stadium (overview)

KEY

- TA ATHLETES' LOAD ZONE
- ATL ATHLETES' LOUNGE
- + ATHLETES' MEDICAL POST
- EQUIPMENT STORAGE
- FOP FIELD OF PLAY
- GYM GYM
- WU LONG THROWS WARM-UP AREA
- T-2 OLYMPIC FAMILY LOAD ZONE
- Team TEAM TENTS
- WU WARM-UP AREA



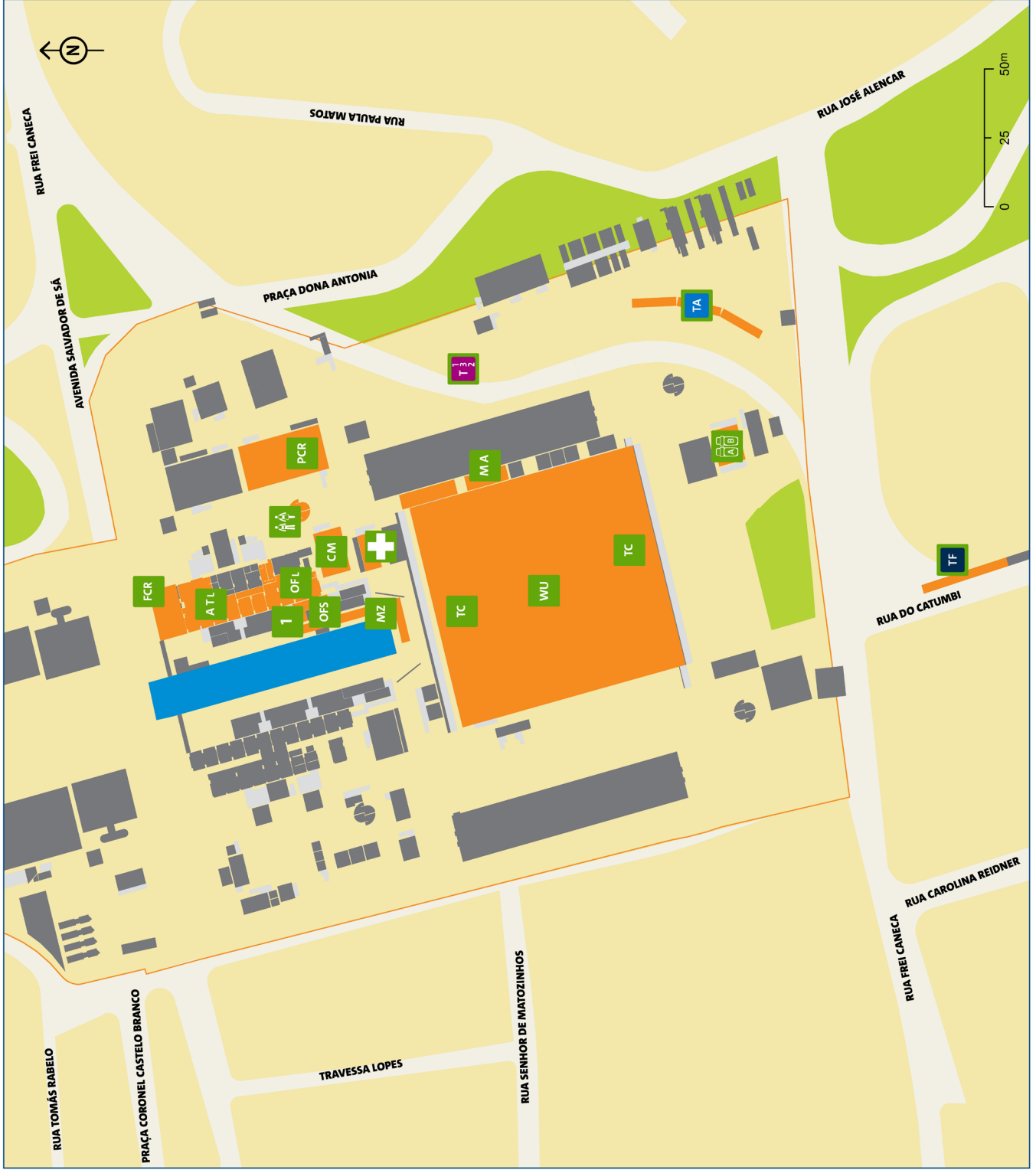
INSETA

INSETA

Marathon - Sambódromo

KEY

- TA ATHLETES' LOAD ZONE
- ATL ATHLETES' LOUNGE
- + ATHLETES' MEDICAL POST
- 1 ATHLETES' SEATING
- ♿ ATHLETES' TOILETS
- CM COMPETITION MANAGEMENT AND ITO / NTO LOUNGE
- 🚰 DOPING CONTROL
- FCR FINAL CALL ROOM
- TF ITO / NTO LOAD ZONE
- MA MASSAGE AREA
- MZ MIXED ZONE
- 123 OLYMPIC FAMILY LOAD ZONE
- OFL OLYMPIC FAMILY LOUNGE
- OFS OLYMPIC FAMILY SEATING
- PCR PRESS CONFERENCE ROOM
- TC TEAM CABINS
- WU WARM-UP AREA



Race Walk (detail) - Pontal

KEY

-  ACCESSIBLE TOILETS
-  A J APPEAL AND JURY
-  ATHLETES' CHANGING ROOM
-  ATHLETES' MEDICAL POST
-  CR CONFERENCE ROOM
-  CM COMPETITION MANAGEMENT
-  DOPING CONTROL
-  FOP FIELD OF PLAY
-  FCR FINAL CALL ROOM
-  IFo IF OFFICE
-  IFA ITO / NTO WORK AREA
-  LOAD ZONE ENTRANCE / EXIT
-  MZ MIXED ZONE
-  PODIUM
-  1 START / FINISH
-  Team TEAM TENTS
-  TD^o TECHNICAL DELEGATES
-  TOILETS



Race Walk course (20km) - Pontal

KEY

-  AID
-  DRINKING AND SPONGING ST 1K loop
-  ITP 1KM/5KM
-  ITP FINISH LINE
-  ITP LAP COUNTER
-  LOAD ZONE ENTRANCE / EXIT
-  MIST STATION
-  REFRESHMENT STATION
-  Start / Finish





DAILY COMPETITION SCHEDULE



PATROCINADORES OLÍMPICOS MUNDIAIS
WORLDWIDE OLYMPIC PARTNERS



PATROCINADORES OFICIAIS
OFFICIAL SPONSORS



APOIADORES OFICIAIS
OFFICIAL SUPPORTERS



FORNECEDORES OFICIAIS
OFFICIAL SUPPLIERS

Airbnb C&A Ceg Editora Globo EF Education First EVENTIM ISDS
Karcher Komeco Localiza Manpowergroup Microsoft Mondo Nielsen
Nike RGS Events RIOgaleão SEG Gymnastics Symantec Technogym

FORNECEDORES
SUPPLIERS

Bauerfeind Casa da Moeda do Brasil EMC H. Olhos Paulista Posterscope Brasil

PARCEIROS GOVERNAMENTAIS
GOVERNMENTAL PARTNERS



PERTO DE VOCÊ

06.2016

This material shall not be duplicated by any means, except with prior and express consent (in writing) from the Organising Committee for the Rio 2016 Olympic and Paralympic Games. Authorizations for copy should be submitted by mail to brandprotection@rio2016.com



Rio 2016 Organising Committee for the
Olympic and Paralympic Games

rio2016.com