

Passion. Connected.  
하나된 열정



# Alpine Skiing Team Captains' Manual

December 2017



## Contents

Welcome	3
Olympic Identity and Accreditation Card (OIAC)	4
Spectating Athletes and Team Officials Policy	6
Transport	7
Competition Information	11
Sport Services	20
Doping Control	28
Safety	29
Security	30
Medical Services	33
Ceremonies	36
Mixed Zones and Press Conferences	40
Appendix - Schedules and Maps	43

## Welcome

On behalf of the PyeongChang 2018 alpine skiing team, it is a great honour for me to welcome all athletes and team officials to PyeongChang, Korea.

PyeongChang will set a new record of medal events and athletes' participation in the Olympic Winter Games. The greatest athletes from around the globe will compete in 102 events in 15 disciplines, and the Games will be the first-ever Olympic Winter Games with over 100 gold medals.

With our vision to create 'New Horizons' — a legacy of new growth and potential in winter sports and the Olympic Movement — we have put a lot of effort into providing world-class Olympic venues and quality services for all the athletes taking part in the Games. Over the next 17 days, PyeongChang 2018 will offer a unique stage where the world's best athletes can perform at their best.

This manual contains the necessary information on venues and various services. We hope that it will be of great assistance for all athletes and team officials, and will contribute to their memorable stay in PyeongChang.

Please accept our best wishes for your success in the competitions and an enjoyable time.

Welcome to PyeongChang!

**BYUN Jong-moon (Jon)**

Sport Manager, Alpine Skiing

PyeongChang 2018 Organizing Committee



# Olympic Identity and Accreditation Card (OIAC)

## PyeongChang 2018 Accreditation Card Sample



- 1 Cardholder's photo
- 2 Category code and colour
- 3 Cardholder's information
- 4 Transport and dining privileges
- 5 Security device and accreditation number
- 6 Venue access codes
- 7 Accreditation zones

## Access Codes and Symbols

Venue codes and symbols printed on the front side of the card indicate access to competition and/or non-competition venues. A full description of the codes is available on the reverse side of the card.

Accreditation zones are secured areas reserved only for accredited persons who have access to corresponding zones in which they perform their Games-time functions.

Venue zone access rights are printed on the OIAC using colour and alphanumeric codes.

The accreditation zones inside the competition venues and Olympic Villages are as follows:

Access Code	Accessible Areas
<b>Competition Venues</b>	
<b>Blue</b>	Field of Play, operational areas (back of house), general circulation areas (front of house)
<b>Red</b>	Operational areas (back of house), general circulation areas (front of house)
<b>White</b>	General circulation areas (front of house)
<b>2</b>	Athletes preparation areas
<b>4</b>	Press areas
<b>5</b>	Broadcast areas
<b>6</b>	Olympic Family areas
<b>Olympic Villages</b>	
<b>R</b>	Residential Zone of Olympic Villages

Although included in this zone list, some particular areas inside the venue may be considered and managed as restricted areas, and the OIAC itself does not grant access to these areas.

Supplementary access control devices, such as stickers, passes, bibs, armbands and tickets, will be required to enter the Field of Play, the mixed zone and the ceremony areas.

# Spectating Athletes and Team Officials Policy

Athletes and team officials may access the athletes' stand or dedicated seating area during their own discipline's competitions without a ticket, upon the presentation of an OIAC.

## Different Discipline Athletes

### Outdoor Venues

All athletes can access all outdoor competition venues upon presentation of their validated OIAC (no ticket required).

The open venue (OPN) code enables access to all outdoor venues, and free circulation inside spectator areas and the accredited circulation area (White zone). It does not, however, guarantee its holder a spectator seat. All athletes have the OPN code on their OIAC.

When an athlete enters a venue by means of the OPN code, the existing accreditation card access privileges are considered invalid as they only refer to the bearer's own discipline's venue (that is, an athlete using the OPN code will not have access to the Blue Zone, 2, the Red Zone and the A stand, only to circulation and spectators' areas).

### Indoor Venues

Athletes and team officials require a ticket to watch events at indoor venues in disciplines other than their own.

PyeongChang 2018 NOC Services will allocate complimentary tickets according to availability, delegation size, and each NOC's participation in the relevant sport(s). Chefs de Mission, or their ticketing proxies, will be able to collect tickets from the NOC Services Centre in either of the two Olympic Villages.

**Note:** The amount of spectating seats for teams may vary by session.

## Transport

PyeongChang 2018 will deliver an athlete- and sport-oriented Games environment with all the Games facilities, including competition venues, located within a 50 km radius of the PyeongChang Olympic Plaza.

### TA Transport System

The TA transport system dedicated to athletes and team officials (including their baggage and equipment) will operate throughout the period when the Olympic Villages are open, on 1 - 28 February 2018. TA access is available only to Aa, Ac, Ao and P accredited persons, and NOC Assistants.

Moreover, the system includes the following transport services: training and competition venues (including team sports), Village to Village and between ATO accommodation and the Villages.

Furthermore, the system will consist of coaches with 45 seats and minibuses with 15 - 25 seats.

### PyeongChang Olympic Village

#### Transport Mall

The TA Transport Mall is located close to the PyeongChang Olympic Village Main Dining Hall. It will serve the following venues:

- Alpensia Ski Jumping Centre (TA 1, TA 3);
- Alpensia Biathlon Centre, Alpensia Cross-Country Skiing Centre, (TA 2);
- Jeongseon Alpine Centre (TA 6);
- Olympic Sliding Centre (TA 4);
- Phoenix Snow Park (TA 7);
- Yongpyong Alpine Centre (TA 5)

#### Internal Shuttle

The distance between the TA Transport Mall and the Residential Zone is 350 m at maximum; therefore, athletes and team officials are encouraged to walk between the two locations as there will be no internal transport service provided. One-ton cargo trucks will run inside the Olympic Village for the purpose of delivery, including sports equipment, with prior reservation required at the Logistics Desk in the NOC Services Centre.

## Competition and Training Services

Scheduled TA services will operate between the PyeongChang Olympic Village (PVL) and all the competition venues in the PyeongChang mountain cluster to facilitate the movement of athletes and team officials travelling to attend competition and training sessions. The TA services will be scheduled every 15 minutes during peak times (before and after the competition), and every 30 minutes during non-peak times (during the competition).

### Mountain TA Routes

Route	Origin - Destination (round-trip)		Distance (one way)	Travel Time*	Operation Hours	
TA 1	Alpensia Olympic Park	PVL → Alpensia Ski Jumping Centre	Ski Jumping, Nordic Combined	7.6 km	15 min.	3 hours before first competition until 2 hours after last competition
TA 3			Snowboard Big Air	3.5 km	8 min.	
TA 2		PVL → Alpensia Cross-Country Skiing Centre - Alpensia Biathlon Centre		8.4 km	21 min.	07:00 - 23:00
TA 4	PVL → Olympic Sliding Centre		6.4 km	15 min.	4 hours before first competition until 2 hours after last competition	
	Olympic Sliding Centre → PVL		2.6 km	5 min.		
TA 5	PVL → Yongpyong Alpine Centre		9.6 km	17 min.		
TA 6	PVL → Jeongseon Alpine Centre		43.5 km	50 min.		
TA 7	PVL → Phoenix Snow Park		50.9 km	70 min.		

\* **Note:** The travel times are journey times reflecting the expected traffic conditions.

## Transfer of Equipment from/to Competition Venues

### Transfer of Sports Equipment to Competition Venues

If athletes and team officials have sports equipment to send directly to the competition venues, they should stop at one of the Sports Equipment to Venues Drop-off Areas, which are located in the Arrivals Hall at Terminal 1 near exit 14 and in a temporary tent structure at the load zone at Terminal 2 in the Incheon International Airport.

Sports equipment bound for competition venues will be delivered by PyeongChang 2018 Logistics trucks from the airport directly to the respective competition venues. Athletes and team officials are to consign their sports equipment bound for the competition venues at a Sports Equipment to



Venues Drop-off Area in the Arrivals Hall, where PyeongChang 2018 will store and organise the equipment by venue in a secure, blocked off area before safely transferring it to PyeongChang 2018 Logistics trucks.

At the time of consignment, PyeongChang 2018 Logistics will tag the sports equipment and issue a consignment receipt, which will include the NOC’s country, description and quantity of the goods to be delivered, name of competition venue and estimated delivery time. The consignment receipt will be used to check that the right number of items have been loaded onto the truck and that they are being transferred to the appropriate venue.

Consigned sports equipment bound for competition venues will be delivered by a logistics truck before 9:00 on the following day. However, during peak arrival days (1 - 9 February 2018), sports equipment consigned to PyeongChang 2018 Logistics between 00:00 and 13:00 will be delivered on the same day by 19:00.

Dates	Sports Equipment Consignment at ICN	Handover Time at Venue
26 - 31 Jan & 10 - 28 Feb 2018	0:00 - 23:59	Between 6 hours after consignment and 09:00 the next day
1 - 9 Feb 2018	00:00 - 13:00	Between 6 hours after consignment and 19:00 on same day
	13:00 - 24:00	Between 6 hours after consignment and 09:00 on next day

In order to complete the sports equipment handover process, an NOC representative is requested to be present at the venue when the sports equipment arrives with their consignment receipt provided at the airport.

If the NOC representative is not present at the venue at the time of delivery, PyeongChang 2018 Sport will receive the sports equipment and store it in either the wax cabin or storage area. An NOC representative should later visit the competition venue to complete the sports equipment handover process by inspecting their equipment and submitting the consignment receipt. The details are as follows:

**Information on Next Day Receipt of Sports Equipment for Alpine Skiing**

Location to Visit	Operation Dates	Operation Hours
Wax Cabin Office in the Jeongseon / Yongpyong Alpine Centre	1 - 10 Feb 2018	06:00 - 23:00

### **Transfer of Sports Equipment from Competition Venues**

PyeongChang 2018 Logistics will provide a transfer for sports equipment from competition venues either to the Olympic Village, the Incheon International Airport or Yangyang International Airport.

NOCs will be requested to visit the Logistics Desk in the NOC Services Centre to make arrangements with PyeongChang 2018 Logistics for the consignment time of their sports equipment at the venues.

### **Sports Equipment Consignment at the Competition Venues**

Sports equipment should be consigned to PyeongChang 2018 Logistics at the competition venues at a pre-arranged time.

PyeongChang 2018 Logistics will check the number of bags and pieces of equipment, tag each item and issue the owner or NOC representative a consignment receipt for the items.

For items to be delivered to the Olympic Villages, the approximate time and location in the Village for delivery to the NOC will be advised when the items are consigned.

For items to be delivered from a venue directly to the Incheon International Airport, the time and the items will be available for collection will be advised when the items are consigned.

# Competition Information

## International Ski Federation - FIS

Marc Hodler House, Blochstrasse 2, 3653 Oberhofen / Thunersee, Switzerland

**Phone:** +41 (33) 244 - 6161      **E-mail:** [mail@fisski.com](mailto:mail@fisski.com)

**Fax:** +41 (33) 244 - 6171      **Website:** [www.fis-ski.com](http://www.fis-ski.com)

**President** Gian Franco KASPER

**Secretary General** Sarah LEWIS

## Rules

International Ski Federation (FIS) rules regarding international skiing competitions, as approved at the International Ski Congress, apply. In case of a disagreement in the interpretation of the rules, the English version prevails.

Any questions or incidents not covered by the rules are handled as follows:

- Cases of a general nature are resolved in accordance with the Olympic Charter.
- The jury resolves technical questions according to the FIS rules.

The content of this manual is for information purposes only. In case of discrepancies with the FIS rules and regulations, the FIS rules and regulations shall apply.

## Protests

Protests must be submitted in writing within 15 minutes of the posting of the unofficial results. The protest must be submitted in English, accompanied by CHF 100 or equivalent Korean Won, in accordance with FIS rules. The competition jury handles the protest in accordance with FIS rules and regulations.

## Technical Delegates

Technical Delegate Men's	Thomas GURZELER
Technical Delegate Ladies'	Jaana KARHILA

## Technical Officials

Chief Race Director (men)	Markus WALDNER
Race Director DH/SG (men)	Hannes TRINKL
Race Coordinator SL/GS (men)	Emmanuel COUDER
Technical Operations (men)	Mike KERTESZ
Chief Race Director (ladies)	Atle SKAARDAL
Race Director DH/SG (ladies)	Jean-Philippe VULLIET
Race Director SL/GS (ladies)	Markus MAYR
Technical Operations (ladies)	Andreas KRÖNNER
Jury Members (men)	Brian LYNAM Nobuhiko KANZAKI Mark BERRY
Jury Members (ladies)	Lorenzo CONCI Tomaz CIZMAN Douglas HALL
Alpine Skiing Communications	Sophie CLIVAZ
Equipment Controller	Bernhard RUSSI
Alpine Medical Supervisor (Alpine Skiing)	Hubert HÖRTERER
FIS Marketing Director	Juerg CAPOL
FIS Media	Jenny WIEDEKE
FIS Jury Coordinator/Secretariat (Alpine Skiing)	Tatjana LUESSY
FIS IT Manger	Daniel DEFAGO
Logistics Coordinator/Ceremonies	Jolanda BRUELISAUER
Technical Expert	Günter HUJARA

## Competition Management

Sport Manager, Alpine Skiing	BYUN Jong-moon (Jon)
Deputy Sport Manager, Alpine Skiing	PARK Ji-min
Deputy Sport Manager, Alpine Skiing	Nikolay BELOKRINKIN
Deputy Sport Manager, Alpine Skiing	LEE Chang-wook
Sport Coordinator	KIM Su-jung
Sport Assistant	SEO Hyun-jun
Chief of Race (Speed)	HONG In-ki
Assistant Chief of Race (Speed)	Tom JOHNSTON
Chief of Course (Speed)	LEE Ki-hong
Assistant Chief of Course (Speed)	Nikolay BELOKRINKIN
Race Secretary	Thelma HOESSLER
Chief of Race (Technical)	PARK Jai-hyuk
Assistant Chief of Race (Technical)	Hans PIEREN
Chief of Course (Technical)	CHU Jong-kil
Assistant Chief of Course (Technical)	Valentin GICHEV
Alpine Skiing Mountain Manager (Speed)	Geoffrey MARRINER
Alpine Skiing Mountain Manager (Technical)	Valentin GICHEV

## Team Captains' Meetings and Draws

The meeting room is located at the PARK ROCHE hotel and Yongpyong Tower Condo next to the Jeongseon and Yongpyong Alpine Centre respectively for speed and technical events, where the team captains' meetings and draws take place in the evening before each day of official training and competition.

## Schedule

Date	Time	Event	Place
7 February 2018	17:00 - 18:00	M	PARK ROCHE hotel (B2)
8 February 2018	16:00 - 17:00	M	PARK ROCHE hotel (B2)
9 February 2018	16:00 - 17:00	M	PARK ROCHE hotel (B2)
10 February 2018	16:00 - 17:00	M	PARK ROCHE hotel (B2)
11 February 2018	16:00 - 17:00	M	PARK ROCHE hotel (B2)
	17:00 - 18:00	W	Yongpyong Tower Condo (1F)
12 February 2018	16:00 - 17:00	M	PARK ROCHE hotel (B2)
13 February 2018	17:00 - 18:00	W	Yongpyong Tower Condo (1F)
14 February 2018	16:00 - 17:00	M	PARK ROCHE hotel (B2)
16 February 2018	16:00 - 17:00	W	PARK ROCHE hotel (B2)
17 February 2018	16:00 - 17:00	W	PARK ROCHE hotel (B2)
	17:00 - 18:00	M	Yongpyong Tower Condo (1F)
18 February 2018	16:00 - 17:00	W	PARK ROCHE hotel (B2)
19 February 2018	16:00 - 17:00	W	PARK ROCHE hotel (B2)
20 February 2018	16:00 - 17:00	W	PARK ROCHE hotel (B2)
21 February 2018	16:00 - 17:00	W	PARK ROCHE hotel (B2)
	17:00 - 18:00	M	Yongpyong Tower Condo (1F)
22 February 2018	16:00 - 17:00	W	PARK ROCHE hotel (B2)
23 February 2018	17:00 - 18:00	Team Event	Yongpyong Tower Condo (1F)

### Team captains' meetings attendance

Only two accredited officials from each NOC are allowed to attend.

### Supplementary Access Control Devices (SACD)

SACDs (armbands) are distributed to team officials by PyeongChang 2018 Sport at the team captains' meetings. These devices permit access to accreditation zones within the 2 and blue access codes.

## Late Athlete Replacement Policy for the Olympic Winter Games PyeongChang 2018

The deadline for the final lists of participating athletes in the Games of the XXIII Olympic Winter Games in PyeongChang 2018 (the “PyeongChang Winter Games”) is 28 January 2018, 21:00 GMT (29 January 2018, 06:00 Korean time, sport entries deadline). However, where urgent medical problems arise, or in other exceptional circumstances that are assessed on a case-by-case basis, the relevant International Federation and its respective Medical expert and when deemed appropriate, the International Olympic Committee (IOC) may permit the permanent replacement of one athlete by another ONLY in the same sport/discipline/event after the sport entries deadline up to the time of the Technical Meeting/first Team Captains' Meeting for the relevant sport/discipline/event. The sport-specific information including Late Athlete Replacement deadlines were updated on 8 December 2017 on PyeongChang 2018 Extranet.

A late athlete replacement is possible only provided that:

- (i) The replacement athlete is entitled, and qualified, to take part in the PyeongChang Winter Games as stipulated in the “Qualification Systems - XXIII Olympic Winter Games in PyeongChang 2018”, per sport/disciplines published in 2015, and regularly updated by the IOC;
- (ii) The National Olympic Committee (“NOC”) of the replacement athlete had applied for accreditation for the athlete prior to the application for accreditation deadline on 9 October 2017. As such, the replacement athlete has been registered by PyeongChang 2018 in the “NOC’s Athlete Accreditation Long List”; and
- (iii) No doping control issues are pending concerning the replacement athlete.

The following additional procedures must also be carried out within the timeframe stated in this policy in order for one athlete to be replaced by another:

- (a) The relevant NOC must fill out a “Late Athlete Replacement Form” for the athlete being replaced and the replacement athlete (not applicable if using the e-LAR tool);
- (b) The “Sport Entry Form” must be completed and submitted by the relevant NOC (not required if using the e-LAR tool) for the replacement athlete;
- (c) The “Conditions of Participation” including the “Parental / Legal Guardian Acknowledgement of Consent for Minors” form must be completed and submitted by the relevant NOC for the replacement athlete. The NOC must submit a scanned copy of the “Conditions of Participation” electronically and bring the original, signed and stamped to the PyeongChang 2018 Accreditation Centre.
- (d) The accreditation card of the replaced athlete must be withdrawn and handed over to the Olympic Village Arrivals / Accreditation Centre in the Olympic Village, in order to allow for accreditation entitlements to be transferred to the replacement athlete (subject to the

approval of the IOC, as referred to above). Following the transfer, the accreditation card of the replaced athlete shall be cancelled.

All documentation and queries regarding this matter should be addressed to PyeongChang 2018 Sports Entries. NOCs may submit a Late Athlete Replacement Form with all relevant documentation by using the e-LAR tool, by e-mail or in person to:

**PyeongChang 2018 Sport Entries Office at the Welcome Centre in the PyeongChang Olympic Village**

**Tel: +82 33 350 - 3407**

**E-mail: sportentries@pyeongchang2018.com**

*\*The policy is subject to further change by the IOC for exceptional circumstances.*

## **Enforcement of Rule 50 of the Olympic Charter**

PyeongChang 2018 is committed to enforcing Rule 50 of the Olympic Charter by ensuring the XXIII Olympic Winter Games are free of advertising, demonstrations and propaganda. This is a joint effort between PyeongChang 2018, the IOC, the International Federations (IFs) and each NOC participating in the Olympic Winter Games PyeongChang 2018.

The IFs are responsible for monitoring the athletes' and officials' uniforms for Rule 50 infractions as they enter the Field of Play during competition and training. PyeongChang 2018 supports the IFs in monitoring the athletes' and officials' uniforms.

The following is an excerpt from the Olympic Charter in force as from 15 September 2017.

### **Rule 50 (Advertising, Demonstrations, Propaganda)**

1. Except as may be authorized by the IOC Executive Board on an exceptional basis, no form of advertising or other publicity shall be allowed in and above the stadia, venues and other competition areas which are considered as part of the Olympic sites. Commercial installations and advertising signs shall not be allowed in the stadia, venues or other sports grounds.
2. No kind of demonstration or political, religious or racial propaganda is permitted in any Olympic sites, venues or other areas.

### **Bye-law to Rule 50**

1. No form of publicity or propaganda, commercial or otherwise, may appear on persons, on sportswear, accessories or, more generally, on any article of clothing or equipment whatsoever worn or used by all competitors, team officials, other team personnel and all other participants in the Olympic Games, except for the identification - as defined in paragraph 8 below - of the manufacturer of the article or equipment concerned, provided that such identification shall not be marked conspicuously



for advertising purposes. The IOC Executive Board shall adopt guidelines that provide further details on the implementation of this principle.

Any violation of this Bye-law 1 and the guidelines adopted hereunder may result in disqualification of the person or delegation concerned, or withdrawal of the accreditation of the person or delegation concerned, without prejudice to further measures and sanctions which may be pronounced by the IOC Executive Board or Session.

The numbers worn by competitors may not display publicity of any kind and must bear the Olympic emblem of the OCOG.

2. Any mascot created for the Olympic Games shall be considered to be an Olympic emblem, the design of which must be submitted by the OCOG to the IOC Executive Board for its approval. Such mascot may not be used for commercial purposes in the country of an NOC without the latter's prior written approval.
3. To be valid, all contracts of the OCOG providing for any element of advertising, including the right or license to use the emblem or the mascot of the Olympic Games, must be in conformity with the Olympic Charter and must comply with the instructions given by the IOC Executive Board. The same shall apply to contracts relating to the timing equipment, the scoreboards, and to the injection of any identification signal in television programmes. Breaches of these regulations come under the authority of the Executive Board.
4. The OCOG shall ensure the protection of the property of the emblem and the mascot of the Olympic Games for the benefit of the IOC, both nationally and internationally. However, the OCOG alone and, after the OCOG has been wound up, the NOC of the host country, may exploit such emblem and mascot, as well as other marks, designs, badges, posters, objects and documents connected with the Olympic Games during their preparation and celebration and terminating not later than the end of the calendar year during which such Olympic Games are held. Upon the expiry of this period, all rights in or relating to such emblem, mascot and other marks, designs, badges, posters, objects and documents shall thereafter belong entirely to the IOC. The OCOG and/or the NOC, as the case may be and to the extent necessary, shall act as trustees (in a fiduciary capacity) for the sole benefit of the IOC in this respect.
5. The provisions of this Bye-law also apply, *mutatis mutandis*, to all contracts signed by the organising committee of a Session or an Olympic Congress.
6. The uniforms of the competitors, team officials, and other team personnel may include the flag or Olympic emblem of their NOC and, with the consent of the OCOG, the OCOG Olympic emblem. The IF officials may wear the uniform and the emblem of their IF.
7. The identification on all technical gear, installations and other apparatus, which are neither worn nor used by competitors, team officials, other team personnel or any other participants in the Olympic Games, including timing equipment and scoreboards, may on no account be larger than

1/10th of the height of the equipment, installation or apparatus in question, and shall not be greater than 10cm high.

8. The word “identification” means the normal display of the name, designation, trademark, logo or any other distinctive sign of the manufacturer of the item, appearing not more than once per item.
9. The OCOG, all competitors, team officials, other team personnel and all other participants in the Olympic Games shall comply with the relevant manuals, guides, regulations or guidelines, and all other instructions of the IOC Executive Board, in respect of all matters subject to Rule 50 and this Bye-law.

**Note:** For the sport-specific identifications, please refer to the ‘Guidelines Regarding Authorised Identifications’ on the IOC Extranet for NOCs.

## Sport Information Desks

### Olympic Villages

The Sport Information Desk (SID) at each Olympic Village is located within the NOC Services Centre in the residential zone. Hours of operation are similar to NOC Services Centre opening hours: from 07:00 to 23:00.

The SID distributes competition and training-related information to NOC Chefs de Mission, Deputy Chefs de Mission and proxy card holders.

All printed official information is placed in the pigeon holes dedicated to each discipline.

This information includes the following:

- Competition/training schedule information
- Start lists
- Competition results
- Changes to the competition/training schedule
- Team Captains’ Meeting schedule
- IF and competition management communications
- Sport publication
- Weather information

Upon a team’s request, an SID staff will assist in finding the printed report required or with navigating through the electronic system myINFO.

Team captains and team managers are requested to regularly check at the SID for updated information.

## Competition Venue

At the competition venues, start lists, results, training schedules, competition schedules and other sport related information, including real-time updates during the day, will be distributed through race offices, SIDs or Competition Management offices.

## Interpretation Services

PyeongChang 2018 provides volunteer interpretation services for athletes' interviews at the mixed zones in the competition venues. In the case of emergencies, and if available, the interpretation services by volunteers for foreign languages other than English may be extended to the doping control stations and medical stations.

Professional interpreters provide interpretation services for official press conferences at the Main Press Centre, medal-round conferences at the competition venues, IOC meetings, Chefs de Mission meetings either in consecutive or simultaneous modes depending on the demands and availabilities.

Professional interpretation covers French, Italian, German, Russian, Mandarin, Japanese and Korean using English as the pivot language. Volunteer interpretation, on the other hand, will utilise Korean as the pivot language and will additionally cover Czech. The languages provided through both the volunteers and professional interpreters vary by locations and clients and will be determined daily by PyeongChang 2018 Language Services taking into account the needs of key Olympic stakeholders and other PyeongChang 2018 functional areas.

## Sport Services

For the exact locations, please refer to the maps at the back of this manual.

### Venue

#### Athletes' Compound

**Jeongseon** Athletes' compound is located in the finish area. Wax cabins, athletes' lounge and Sport Info Desk are close to each other and situated near the gondola station at the bottom.

#### Athletes' Lounge

The operational hours are three hours before the start of the general training until three hours after the end of the official trainings or competition. All services in the athletes' lounges will be fully operational from 1 February 2018.

**Jeongseon** The main lounge is located in the base area next to the gondola station. The sub lounge is at the top of the mountain.

**Yongpyong** The lounge is located at the top of the mountain.

#### Athlete Food Services

Hot meal will be provided in the main athletes' lounges. Hot and cold beverages, snacks will be available in the sub-athletes' lounge.

Cold drinks will be also provided in warm-up tents in each start area.

#### Athlete Medical Services

There are several first aid stations along the courses and a medical station. The medical services will be offered from one hour prior to training and competition to one hour after its conclusion.

**Jeongseon** Athlete medical services will be available starting from 8 February 2018.

**Yongpyong** Athlete medical services will be available starting from 1 February 2018.

#### Jury Room

**Jeongseon** The room is located in the finish area next to the video screen board.

**Yongpyong** The room is on the second floor of the main building at the top of slope.

#### Coaches' Area

The main coaches' area is located in the finish area at the exit of the mixed zone. A restricted coach area is located at the exit gate-entrance of the mixed zone. Access cards to the restricted coach area will be provided by FIS.

## Race Office

The race office will be opened to the team captains and IF on 1 - 25 February 2018. The operating schedule will be linked to the competition hours.

## Bib Distribution

Bibs distribution will take place in the start area just before the start. Bibs are not required for athletes' course inspection.

## Events Entry Forms

The entry forms have to be signed by team captains and brought to the race office/TCM room (teams will be informed regarding the place in advance) no later than three hours before the team captains' meeting for the respective event.

## Results Distribution

At the venue, results will be available at the Sport Information Desk in the athletes' lounge.

## Ski Gliding

Jeongseon Gliding test will be organised on 1 - 23 February 2018 on a gliding test track.

Ski equipment transportation from wax cabins will be organised and coordinated by the Wax Cabin Manager or SRS Manager.

## Equipment Control

The room is located next to the exit gates, where the equipment check will be carried by FIS equipment controller. FIS will offer the teams the possibility to check their equipment prior to competitions.

## Warm-up Tent

Athletes are provided with a temporary warming tent at each start of each competition course.

## Training

All skiing training will take place at both Jeongseon and Yongpyong alpine centres. Training and warm up slopes will be available to all teams on 1 - 24 February 2018. Teams can schedule their trainings at the race office.

Poles and gate panels will be provided for general training and warm up. Drills, gate keys and others will be the responsibility of the NOCs.

Contact person for trainings: [sujung.kim@pyeongchang2018.com](mailto:sujung.kim@pyeongchang2018.com)

### Wax Cabins

There are single sized wax cabins (18 m<sup>2</sup> each cabin includes two working spaces) available at the Jeongseon and Yongpyong alpine centres. The cabins will be lockable, heated and ventilated, and will have electricity (220V). Each cabin will contain minimum two tables, four chairs and one garbage bin upon delivery.

**Jeongseon** The cabins are located in the athletes' compound next to the gondola station at the bottom.

**Yongpyong** The cabins are located next to the athletes' drop-off zone (Greenpia parking lot).

### The Hazard of Ski Waxing

When heating some high-performance ski waxes, the fluorine-based resins can contaminate the air and can be harmful if breathed in.

### Safety Guidelines for Waxing

For safety purposes, ensure that all people who conduct waxing follow these guidelines:

- Turn on the cabin's ventilation system.
- Wear a respirator.

These additional safety measures are recommended:

- Leave doors/windows open when waxing skis.
- Leave the ventilation system running for 15 minutes after waxing.
- Air the cabin after waxing.

### Video Filming

If a team wishes to undertake its own technical filming in a competition venue during the competition, it may do so from the athlete and spectator seating area using non-professional video cameras. Teams may also film during training sessions using non-professional cameras.

For further guidelines regarding filming at the competition venues, NOCs should refer to the IOC's Guidelines for Technical Filming, which is available on the IOC NOCnet.

All such film material may be used solely for internal viewing.

### Lost and Found

Found property will be kept in the competition management office at each venue.

## Venue Access

### Access to the Course

Training in identified areas at the Jeongseon and Yongpyong alpine centres will be allowed for accredited people. Supplemental course access (armband) is required during all official training and competition. Supplemental course access will be distributed at team captains' meetings by FIS Chief Race Directors.

### Access to the Venue

Teams may use the TA system or cars assigned to NOC to get to the base. Access to the venue will be allowed only for the persons with appropriate accreditation.

### Parking/Drop-off

There are designated parking spots (P3) for NOCs.

Drop-off is adjacent to waxing cabins.

### Ski Lifts

Validated Olympic accreditation (OIAC) or bibs will serve as a gondola ticket.

## Training Access Pass (TAP)

TAP, formerly known as a Training Venue Pass, provides access for operational non-accredited NOC staff (such as personal coaches, physiotherapists, etc.) to specific training sessions at specific venues for a specified duration of time to support athletes during their training.

NOCs must enter the names and details of all potential persons who may use the TAP into the eACR using the category Training Access Pass by the Sport Entries deadline (28 January 2018, 21:00 GMT). During the Games, requests must be placed by 18:00 the day before the requested TAP.

TAPs may be collected at the Venue Accreditation Offices at the competition venue. TAPs will be handed over in exchange for the recipients' official document (e.g., passport). TAP must be returned by the deadline, and the official document will be returned.

For more information including the quota, please refer to the guideline distributed to NOCs on 20 October 2017.

## Radio Frequency - Spectrum Management

NOCs that require the use of radio frequency (RF) devices (such as portable radios) must have registered their equipment with the PyeongChang 2018 Organizing Committee via a formal process by 15 December 2017. The on-site approval will be conducted from 29 January to 25 February 2018, but the requested frequencies may no longer be available.

All radio spectrum users were encouraged to apply early due to the limited availability of radio resources. All the equipment provided by the PyeongChang 2018 Organizing Committee are already registered. The use of spectrum is free of charge for the organisers and participants of the Olympic Games.

Individuals who wish to use mobile phones, laptops or personal digital assistants (PDAs) at the venues may connect to the wireless network at the Games.

RF use for private Wi-Fi is regulated by PyeongChang 2018. Individuals who wish to use private Wi-Fi at the venues should formally apply to the PyeongChang 2018 Organizing Committee. RF use would be free of charge.

### Testing and Tagging

To minimise interference during the Games, PyeongChang 2018 is controlling which RF equipment can be taken into and used within the venues. Please have your equipment authorised at any Spectrum Management Room (SMR) when you arrive in PyeongChang. This can be arranged by contacting our Spectrum Team at [spectrum@pyeongchang2018.com](mailto:spectrum@pyeongchang2018.com). Please visit the SMR prior to entering the venue. The RF team will examine the RF equipment to ensure that it matches the specifications outlined in the Radio Frequency Use license given by the Ministry of Science, ICT and Future Planning (MSIP) with regard to spectrum issues. After testing is completed, the RF equipment will have a colour-coded tag affixed to it, indicating that it is permitted in a particular venue.

Equipment authorisation can be made from 29 January to 18 March 2018 at the following locations:

- Mountain Cluster: Alpensia Cross-Country Skiing Centre, Phoenix Snow Park, Olympic Village, Jeongseon Alpine Centre, Yongpyong Alpine Centre;
- Coastal Cluster: Olympic Park, Olympic Village

**Note:** It is highly important to comply with this authorisation process. The PyeongChang 2018 Organizing Committee strongly encourages you to speak with your NOC with regard to any radio devices that you plan on using during the Olympic Winter Games.

### Equipment Inspections at Venues

All RF equipment entering a venue are inspected for authorisation during security screening by utilising the colour-coded visual identifier. A license-exempt portable router may be brought into a venue. However it will be automatically blocked from use.



### Interference

Reports of interference within the venue should be made to the PyeongChang 2018 technology service desk at the venue. A service desk staff member will record the complaint, prioritise it based on the established criteria, and then forward the complaint to the Spectrum Management Team for action.

### Unauthorised Use of Spectrum

Please avoid the unauthorised use of spectrum. Should the regulator or a PyeongChang 2018 staff trace an interference source to an unauthorised operation, they will be authorised to enforce a range of penalties up to and including removing licenses/accreditations and a fine not exceeding approximately USD 3,000.

### Frequency Changes

The PyeongChang 2018 Spectrum Management Team will work with the user if a frequency change is required following frequency submission. PyeongChang 2018 will not charge the RF user any fee for this service. However, due to the demand for wireless spectrum, its availability will be limited.

## Weather Information

As the official provider of meteorological services for the PyeongChang 2018 Games, the Korea Meteorological Administration (KMA) will be dedicated to providing real-time weather observations for the venues and tailored forecasts for sports to meet the needs of athletes, IFs, NOCs, the IOC and other clients. Weather information will be provided mainly through INFO, myINFO, the PyeongChang Olympic Winter Games Smart Weather Service website at [pc2018.kma.go.kr](http://pc2018.kma.go.kr) and briefings at team captains' meetings and at the Field of Play. Routine weather information will also be available at Sport Information Desks.

### Historical Weather Data

Below are one-decade (2008 - 2017) averages and extremes of climatological variables for the Olympic period of 9 - 25 February in the mountain cluster.

### Climate Characteristics - Mountain Cluster

Daegwallyeong Weather Station (773 m above sea level)	9 - 25 February
Average Temperature	- 4.3C°
Average Maximum Temperature	0.8C°
Average Minimum Temperature	- 10.1C°
Highest Temperature (Date occurred)	14.3C° (13 February 2009)
Lowest Temperature (Date occurred)	- 24.1C° (13 February 2008)
Average Relative Humidity	66%
Lowest Relative Humidity (Date occurred)	15% (16 February 2009)
Average Total Precipitation	24.8 mm
Average Total Snowfall	31.9 cm
Average Wind Speed	3.7 m/s
Highest Wind Speed (10 min. average) (Date occurred)	15 m/s (20 February 2009)

Below are two-year (2016 - 2017) averages for the Olympic period on 9 - 25 February at the Jeongseon Alpine Centre which is a newly-built venue.

### Climate Characteristics - Jeongseon Alpine Centre

<b>Weather Station (DH start, 1,370m above sea level)</b>	<b>9 - 25 February</b>
Average Temperature	- 6.6C°
Average Relative Humidity	69%
Average Wind Speed	2.5 m/s
<b>Weather Station (DH finish, 639m above sea level)</b>	<b>9 - 25 February</b>
Average Temperature	- 1.6C°
Average Relative Humidity	61%
Average Wind Speed	1.7 m/s
<b>Weather Station (Base, 390m above sea level)</b>	<b>9 - 25 February</b>
Average Temperature	- 1.0C°
Average Relative Humidity	66%
Average Wind Speed	1.3 m/s

Below are three-year (2015 - 2017) averages for the Olympic period on 9 - 25 February at the Yongpyong Alpine Centre.

### Climate Characteristics - Yongpyong Alpine Centre

<b>Weather Station (GS start, 1,416m above sea level)</b>	<b>9 - 25 February</b>
Average Temperature	- 7.0C°
Average Relative Humidity	77%
Average Wind Speed	5.8 m/s
<b>Weather Station (GS finish, 975m above sea level)</b>	<b>9 - 25 February</b>
Average Temperature	- 3.9C°
Average Relative Humidity	68%
Average Wind Speed	1.9 m/s

## Doping Control

Doping control is carried out in accordance with the International Olympic Committee (IOC) Anti-Doping Rules and in conformity with the World Anti-Doping Code and its accompanying international standards. PyeongChang 2018 has worked with developing a test distribution plan in consultation and with approval from the IOC, outlining the number, selection methodology, timing and type of sample required for each sport. Samples can be collected anytime, anywhere from the opening of the Olympic Villages on 1 February 2018 to the Closing Ceremony on 25 February 2018.

Urine and blood samples are collected both in- and out-of-competition. Under the IOC Anti-Doping Rules, in-competition means 'the period commencing 12 hours before a competition in which the athlete is scheduled to participate through to the end of such competition and the sample collection process related to such competition.' Any doping control which is not in-competition is out-of-competition.

For individual events, the in-competition selection criteria normally include a number of top finishers plus a number of random selections and target tests based on the intelligence. Doping control samples will be analysed at the WADA-accredited laboratory as per the World Anti-Doping Agency (WADA) Prohibited List.

In accordance with PyeongChang 2018 technical procedures, once an athlete is told to attend doping control, he/she has to immediately report to the doping control station, unless there are valid reasons for a delay, as determined in accordance with International Standard for Testing and Investigation (ISTI) article 5.4.4. A chaperone remains with the athlete throughout the entire doping control process.

WADA is working with PyeongChang 2018 to ensure a clean Games and provide an Athlete Outreach Program at all Olympic Villages.

### Transportation Following the Completion of Doping Control

Three transport options will be available for athletes once they have completed doping control, depending on the circumstances at the particular venue:

- The athlete transport system (TA) connecting the competition venue to the Village
- The dedicated vehicles of the athlete's NOC
- If the TA system is no longer operating from the venue and an NOC dedicated vehicle is unavailable to transport the athlete, the chaperone manager can arrange a doping control vehicle for the athlete back to the Village.

### Victory Ceremony for athletes who have not completed doping control

Medallists who cannot complete the doping control process at the venue in sufficient time before a Victory Ceremony at the Medals Plaza will be accompanied by a doping control officer to the Victory Ceremony. The doping control process will then be completed in the doping control station at the Medals Plaza.

# Safety

## If You Detect Any Threats or Safety Concerns

- Stop your activities immediately.
- Switch off all equipment/machinery.
- Inform people in dangerous areas.
- Inform any PyeongChang 2018 employee/volunteer.
- If you are in a hotel, inform the hotel service or the maintenance team.
- Inform local emergency services in case of emergency (such as in case of fire).
- Inform your team manager about the case, and follow his/her instructions.

## In Case of Emergency

### Emergency Communication System

You may be alerted of an evacuation through the following:

- Venue/building audible fire alarm system
- Venue/building information systems (information boards, public audio system and others)
- Notification by your team member or manager
- Notification by local emergency services (police, fire department and others)

### Evacuation Procedure

- Do not panic or run.
- Try to help people around you, and keep calm.
- If it does not threaten your safety and does not slow down the evacuation, take your outdoor clothes, important documents, valuables and money.
- Do exactly as you are told by the management, emergency services and the personnel leading the evacuation.
- Do not use the elevators or escalators.
- Move quickly toward the nearest emergency exit.
- If possible, help others, especially those with disabilities.
- In case of fire or chemical accident, use the simplest forms of respiratory protection: wet clothes, wet towels, wet gauze dressings and others.
- Move toward the muster point.

## Security

Korean government agencies play the main role in providing security for the Games. PyeongChang 2018 Security coordinates the activities of the government, private security agencies and PyeongChang 2018 to assist in the delivery of a safe and secure Games.

### Access Control to Competition and Non-Competition Venues

All venue visitors and vehicles will be subject to a security screening procedure. Electronic access control systems will be used to check documents that permit access to secure areas of the venues.

To access locked-down facilities, all individuals must pass through an X-ray system, called a mag and bag, at the Pedestrian Screening Areas (PSA). This system aims to identify prohibited or restricted items, which will need to be stored outside the secure perimeter before the individual can gain access to the venue. After personal and baggage inspection, their accreditation will be checked to allow for access.

The same security procedures will apply to NOC dedicated vehicles, which will undergo an inspection at the Vehicle Screening Areas (VSA). The driver's accreditation and Vehicle Access and Parking Permit (VAPP) will also need to be checked before the vehicle can enter the venue.

### Venue Security Perimeters

#### Mountain Cluster

In the Alpensia Olympic Park - Alpensia Biathlon, Cross-Country Skiing and Ski Jumping centres - accredited persons only need to be screened once to enter the competition venues as these venues share a common security perimeter. Accreditation will be checked at access control points between different venues and zones, but accredited persons will not be required to undergo multiple security screenings to move between these venues.

The Olympic Stadium, Medals Plaza and common domain in the PyeongChang Olympic Plaza will have a common security perimeter. Visitors will only be screened once.

#### Coastal Cluster

To access the venues in the Gangneung Olympic Park - Gangneung Curling Centre, Gangneung Hockey Centre, Gangneung Ice Arena, and Gangneung Oval - accredited persons only need to be screened once to enter the competition venues as these venues share a common security perimeter. Accreditation will be checked at access control points between different venues and zones, but accredited persons will not be required to undergo multiple security screenings to move between these venues.

## Transport and Security

The transport system for athletes and team officials (TA) will operate from within one secure perimeter to another (clean-to-clean transport).

A clean-to-clean transport system will operate from the Transport Mall at the Olympic Villages to and from training and competition venues and between the Olympic Villages. TA vehicles will run from within one secure perimeter to another and athletes and team officials can remain in the vehicle while vehicles go through a brief external screening at the VSA. Olympic Village residents arriving at the Village Transport Mall will get off the TA bus and walk through a PSA into the Olympic Village.

NOC dedicated vehicles, T1 and T2 vehicles that leave a secure perimeter must pass through a VSA before re-entering a secure perimeter. Drivers and passengers will be asked to proceed to a PSA while VSA personnel search the vehicle.

## List of Prohibited and Restricted Items at Venues

The restricted and prohibited items policy applies to spectators and accredited individuals at the Games. Accredited athletes and team officials will be permitted to bring items into venues that are required for specific Games-related activities (for example, tools of the trade) through the designated athlete entrances at competition and training venues.

The following table is based on the most updated version of the prohibited and restricted items lists and provides an overview of the items that are [prohibited - X, restricted - R, Tools of the Trade - T and permitted - O] at PyeongChang 2018 competition and training venues.

Prohibited items will not be permitted into the venues under any circumstances and restricted items may be allowed into the venues under certain conditions.

Item Description	Athletes and Team Officials	Spectators
<ul style="list-style-type: none"> <li>• Explosive Materials &amp; Ignition Devices (including fireworks)</li> <li>• Weapons and other blunt/sharp materials that could threaten safety of others (ex. poles, golf clubs, baseball bats, golf umbrellas, etc.)</li> <li>• Materials of an extremist, offensive or discriminatory nature against a country person or group based on race, colour of skin, ethnic, national or social background, gender, disability, language, religion, political opinion sexual orientation (ex. banners, printouts, paints, clothing, etc.)</li> <li>• Freestanding items taller than 1.5m</li> <li>• Flags of non-participating countries</li> <li>• Noisemakers (ex. cymbals, gongs, loudspeakers, vuvuzela, whistles, cheering balloons, etc.)</li> </ul>	X	X

<ul style="list-style-type: none"> <li>Animals except service animals</li> <li>Drone</li> <li>Outdoor/camping equipment and recreational sport equipment (ex. folding chairs, mats, tents, Frisbee etc.)</li> <li>Large items unable to be screened (over 50×50×50cm in size)</li> <li>Camera lens exceeding 300mm in length</li> <li>Monopods and tripods</li> <li>Glass containers or other containers in which their contents cannot be easily checked (ex. tumbler, vacuum bottle, etc.)</li> </ul>		
<ul style="list-style-type: none"> <li>Firearms and ammunition (including replicas, component parts or any device resembling a firearm)</li> </ul>	<p><b>R</b> For biathlon athletes and team officials at Alpensia Biathlon Centre</p>	X
<ul style="list-style-type: none"> <li>All forms of knives, scissors and bladed items</li> </ul>	<p><b>R</b> Except for office supplies, Needed for repair and maintenance of sport equipment</p>	X
<ul style="list-style-type: none"> <li>Hand tools &amp; Electric tools (ex. gimlets, saws, axes, screwdrivers, hammers, drills, electric saws, etc.)</li> <li>Compressed and liquid gas and aerosol sprays</li> <li>Corrosive Chemicals and Flammable Substances</li> </ul>	<p><b>R</b> Needed for repair and maintenance of sport equipment</p>	X
<ul style="list-style-type: none"> <li>Wireless signal equipment</li> </ul>	<p><b>R</b> Except for equipment with approved frequency</p>	X
<ul style="list-style-type: none"> <li>Sports equipment with wheels and accessories (ex. bikes, roller-skates, etc.)</li> </ul>	<p><b>R</b> Items needed for training allowed</p>	X
<ul style="list-style-type: none"> <li>Foods, beverages and liquids</li> </ul>	<p><b>R</b> Less than 5L snack or food in a sealed or airtight packaging for personal consumption</p>	<p><b>R</b> Foods and beverages for children or patients Less than 1L snack or food in a sealed or airtight packaging for personal consumption</p>
<ul style="list-style-type: none"> <li>Light emitting devices (ex. laser pointers and flash bulbs, etc.)</li> </ul>	<p><b>R</b> Except for office supplies and personal</p>	X
<ul style="list-style-type: none"> <li>Large flags</li> </ul>	<p><b>R</b> Flags cannot exceed 2m x 1m</p>	
<ul style="list-style-type: none"> <li>Mobility aids (ex. walking sticks, clutches, etc.)</li> </ul>	<p><b>R</b> Except for people with a mobility impairment</p>	
<ul style="list-style-type: none"> <li>Medicine</li> </ul>	<p><b>R</b> Except for holder of a valid medical prescription and POCOG permit</p>	
<ul style="list-style-type: none"> <li>Narcotics and Psychotropic Drugs, and Cannabis</li> </ul>	<p><b>R</b> Holder of a valid medical prescription</p>	
<ul style="list-style-type: none"> <li>Cosmetics</li> </ul>	<p><b>R</b> Up to 5 items of up to 200 mL each contained in an original, non-glass container</p>	
<ul style="list-style-type: none"> <li>Small personal household medicine with English or Korean label</li> <li>Clear plastic and unbranded water bottles smaller than 1L</li> </ul>	O	O



# Medical Services

## General Aspects

Under the supervision of the Medical Commission of the International Olympic Committee (IOC MC), and in accordance with the stipulation of the Olympic Charter, PyeongChang 2018 has developed a comprehensive and integrated healthcare programme for all constituents of the Olympic Games.

Medical services will be provided in the following:

- Athlete Medical Stations at all competition and training venues, arranged in accordance with the IOC requirements and each International Federation's (IF) requirements
- Polyclinics in the PyeongChang Olympic Village and the Gangneung Olympic Village
- Designated hospitals for athletes and Olympic Family members
- Medical facilities accessible for spectators, Olympic Family members, ticketed spectators, media and the workforce at all competition venues and certain non-competition venues (PyeongChang Olympic Stadium, Olympic Family Hotels and Gangneung Olympic Park).

These services will be supported by a dedicated emergency medical transport system from the venues to the Athlete Polyclinics and/or hospitals when necessary, utilising the resources of the Gangwon Fire Department Ambulance Services and Rescue Helicopters.

Consistent public health surveillance will include the monitoring of infectious and communicable diseases, regular sanitary inspections and testing for water and air quality control. A healthy lifestyle promotion and no-smoking policy programme will be in place.

## Medical Services at the Venues

PyeongChang 2018 will provide medical services at all competition, training and official non-competition venues in accordance with the relevant IF.

Venue medical services consist of mobile medical teams, First Aid Stations and Medical Stations. Each venue will be covered by Emergency Medical Services, and for certain competition venues, Helicopter Emergency Medical Services will be available when required by the respective IF rules.

Athletes injured on the Field of Play will be evaluated on-site by professional rescuers (medical-patrol) or by Field of Play medical teams depending on the venue and according to the relevant IF requirements. If necessary, the athlete will be evacuated from the Field of Play and transported to the Athlete Medical Station, Polyclinic, designated hospitals or other facility, as appropriate.

NOC medical personnel are advised to attend a meeting with the relevant venue medical officer / venue medical supervisor during the first few days of the official training to establish the procedures, roles and responsibilities of the personnel.

## Polyclinics

Polyclinics will be located in the Residential Zone of each Village, and will offer medical services to accredited athletes and team officials from 1 to 25 February 2018. Services will be limited during the Villages' pre-opening period from 26 to 31 January 2018, and from 26 to 28 February 2018.

The Olympic Village Polyclinics will offer the following services 24 hours a day: emergency services, laboratory and radiology.

During the time from 07:00 to 23:00, Polyclinic will work as a multidisciplinary medical facility and will provide family medicine, rehabilitation, orthopaedics, oriental medicine, ophthalmology, pharmacy, physiotherapy, and gastroenterology, pulmonology, gynaecology and psychiatry services upon request.

## Olympic Hospitals

If a patient requires in-patient treatment or any services above and beyond that which is provided in Athlete Polyclinics, he/she will be transferred by ambulance to the nearest designated hospital.

PyeongChang 2018 has identified two main medical facilities to provide medical care to athletes and team officials. These hospitals will provide appropriate confidentiality, language support, simplified billing procedures, and a clear communication protocol with PyeongChang 2018.

## Emergency Medical Services and Transport

During the Games, PyeongChang 2018 will coordinate all emergency transport services. The venue medical officer will be responsible for choosing the type of transport needed, depending on the type of injury or illness, weather and road conditions and the proximity to the hospitals.

All ambulances are equipped with ALS equipment and staffed by two paramedics. The ambulances dedicated to athletes will also be staffed by a resuscitation specialist. Only four-wheel-drive vehicles will be used in the mountain cluster.

In each cluster, there is a back-up ambulance substation, to ensure that a vehicle dispatched from the venue can be replaced in a timely manner.

The integrated dispatch centre will coordinate ambulance positioning and rotation, and will cooperate with and report to the medical headquarters.

Ambulances dedicated to Olympic venues will not be used for medical services outside such venues, except when local healthcare resources are not sufficient enough to handle mass casualties in the event of an accident or a natural disaster.

## Interpretation Services

All individuals needing medical assistance have access to interpretation services at all Olympic venues.

## Public Health

Public health services including, but not limited to, disease surveillance, communicable disease control, emergency health management and hygiene management will be in place throughout the regions where the Games are being held.

The Olympic Winter Games PyeongChang 2018 will be a smoking-free Games. Smoking and tobacco consumption in any form, including e-cigarettes, will be prohibited within all venues of PyeongChang 2018.

## Ceremonies

### Opening and Closing Ceremonies

The Opening Ceremony will be held on 9 February 2018 and the Closing Ceremony on 25 February 2018. Both ceremonies will take place at the PyeongChang Olympic Stadium in the PyeongChang Olympic Plaza. The Olympic Stadium has no roof and the average temperatures in PyeongChang mountain cluster during the Olympic period in February are as follows:

Average Daily Temperature	-5 °C
Average Maximum Temperature	0 °C
Average Minimum Temperature	-10 °C

Each NOC delegation will receive the same number of Opening and Closing Ceremony marching passes as they have accredited athletes (Aa), plus six for their accredited officials (Ac, Ao). Marching passes will need to be accompanied by a validated accreditation card.

For the Opening Ceremony, the marching order of delegations will be determined by the Korean alphabet and IOC protocol.

After the Opening Ceremony and Closing Ceremony parades, marching athletes and officials will be seated in a dedicated area of the PyeongChang Olympic Stadium for the remainder of the shows.

### Venue and Victory Ceremonies

Please refer to the Olympic Winter Games PyeongChang 2018 Victory Ceremonies Schedule and the Olympic Winter Games PyeongChang 2018 Competition Schedule at the end of this manual for current information on the dates, times and locations of the PyeongChang 2018 Venue and Victory Ceremonies.

The Venue Ceremonies will be conducted in English, French and Korean.

#### Venue Ceremonies

Venue Ceremonies will take place in the competition venues, immediately following the completion of the medal events. The Ceremonies will feature the presentation of a gift to each medallist but will not include the presentation of medals, the raising of flags or the playing of the gold medallist's national anthem.

## Nightly Victory Ceremonies at the PyeongChang Medals Plaza

All medals will be presented at the PyeongChang Medals Plaza.

As part of the nightly Victory Ceremonies, medallists will receive a medal and a gift. The flags of the medallists will be raised, and the gold medallist's national anthem will be played.

### Nightly Victory Ceremony Time

**18:00** | Entertainment commencements

**19:00** | Medal presentations

A concert will immediately follow after the medal presentation.

### Medallist Transfers

PyeongChang 2018 will transfer medallists from the competition venue to the Medals Plaza in the Olympic Park and Olympic Villages as follows:

#### 1. At the competition venue:

- A PyeongChang 2018 Victory Ceremonies athlete liaison will be introduced to each medallist/medalling team outside the doping control station at the competition venue following the completion of testing.
- The escort will brief medallists on the Victory Ceremony transfer process and will also provide them with printed information about the Victory Ceremony procedures.

#### 2. Transport to the PyeongChang Medals Plaza:

Each medallist/medalling team will be assigned a dedicated vehicle driven by a PyeongChang 2018 driver and will be accompanied by a Victory Ceremonies athlete liaison. Each medallist/medalling team will be allowed to bring one NOC representative with them in the dedicated vehicle. This NOC representative must have an OIAC, plus a supplementary pass provided by the Victory Ceremonies athlete liaison.

- **Victory Ceremony on the Day of the Competition**

When the Victory Ceremony takes place on the same day as the competition, the medallists will be transported from the venue to the Medals Plaza as follows.

- If the competition ends close to the Victory Ceremony start time, the medallists will be transported directly to the Medals Plaza.
- If the competition ends long before the Victory Ceremony start time, the medallists take their own transport (TA vehicles, NOC vehicles, etc.) from the competition venue to their respective Olympic Village or residence. Each medallist/medalling team will be met later by their Victory Ceremonies athlete liaison at an agreed time and location in the relevant Olympic Village and transported to the Medals Plaza in an assigned dedicated

vehicle driven by a PyeongChang 2018 driver and accompanied by a Victory Ceremonies athlete liaison.

In case a medallist is unable to complete the doping control procedure at the venue in sufficient time, a PyeongChang 2018 doping control officer will accompany the athlete in the dedicated medallist car to the PyeongChang Medals Plaza.

- **Victory Ceremony the Day after the Competition**

When the Victory Ceremony takes place on the day after the competition, the Victory Ceremonies athlete liaison will meet the medallists outside the doping control station at the competition venue to confirm the time and location of the meeting on the following day for transport to the Victory Ceremony.

Following the competition, the medallists will take their own transport (TA vehicles, NOC vehicles, etc.) from the competition venue to their respective Olympic Village or residence.

The next day, each medallist/medalling team will be met by their Victory Ceremonies athlete liaison at the agreed time and location in the relevant Olympic Village and transported to the Medals Plaza in an assigned dedicated vehicle driven by a PyeongChang 2018 driver and accompanied by a Victory Ceremonies athlete liaison.

The medallists will be delivered at a designated entrance at the Medals Plaza and escorted to the green room.

## Access to the Green Room at the PyeongChang Medals Plaza

PyeongChang 2018 will control access to the green room. Other than PyeongChang 2018 and IOC staff, only the medallists and one NOC representative will have access to the green room. The NOC representative will be responsible for each medallist's uniform compliance with Rule 50 of the Olympic Charter.

During the medals presentation, the medallists' OIACs must be hidden from sight. If needed, medallists can ask the Victory Ceremony staff to temporarily hold their OIAC. No participant should have flags, mascots or other items on them during the ceremony, as this is a breach of Rule 50. Also, no one other than athletes and those who are part of the Ceremonies team may take part.

In the green room, a PyeongChang 2018 representative will explain the ceremony process to the medallists. At a designated time, the medallists will be brought onto the stage to receive their medals.

After receiving their medals, the medallists will be escorted through the mixed zone by a PyeongChang 2018 staff.

### Transport after Victory Ceremony

After the Victory Ceremony, medallists will have the following options:

- The medallists and NOC representative return immediately to their respective Olympic Village or residence with their dedicated vehicle provided by PyeongChang 2018 for the medallists.
- The medallists and NOC representative stay for the Victory Ceremony concert and then return to their Olympic Village or residence with their dedicated vehicle provided by PyeongChang 2018 for the medallists.
- The medallists and NOC representative are taken to another location within a reasonable distance of the Medals Plaza by their dedicated vehicle provided by PyeongChang 2018 for the medallists.
- The medallists confirm to their PyeongChang 2018 escort that the Victory Ceremony transport service is no longer required (if not confirmed earlier in the transfer process).

### Diplomas, Medal Boxes, Participation Medals and Participation Certificates

Medal boxes for the medal winning athletes, diplomas for the top eight finishers, participation medals and participation certificates for athletes and team officials will be distributed to NOCs from the NOC Services Centres during the Olympic Games.

### In the Event of a Tie

In the event of a tie, the order is determined by the sport results list order. The athlete who is first in the results list will be announced first and awarded a medal first; his/her national anthem will be played first and the flag will be hung on the top of the flag pole or trapeze. The athlete who is a second in the results list will receive an unengraved medal at the Victory Ceremony, which the athlete will be able to keep until it is exchanged with an engraved medal. When the newly engraved medal is ready to be picked up, PyeongChang 2018 NOC Services will facilitate communication between the Protocol office and the NOC Chef de Mission, finance proxy or the athlete so they can exchange the medals inside the Olympic Village.

# Mixed Zones and Press Conferences

## Mixed Zones - General Principles

- An effective mixed zone is vital in providing Games-time operations for athletes and the media.
- In the mixed zones, the media are expected to be courteous to athletes experiencing extremes of emotion or fatigue following their competitions, while the athletes are expected to respect that the media have an important role to play in publicising their achievements and their sport.
- All athletes must pass through the mixed zone when leaving the Field of Play. They are encouraged to participate in interviews, however they are not obliged to answer questions or participate in interviews if they do not wish to do so.
- Mixed zones will be operational during all open training sessions in the competition venues. The practice venues will operate under the same rules as during the competitions, that is, athletes must leave the Field of Play through the mixed zone but are not obliged to talk with the media.
- The IOC requests that the PyeongChang 2018 Organizing Committee, IFs and NOCs provide all the necessary assistance to ensure the smooth operation of the Mixed Zone.

## Mixed Zone Management

- The PyeongChang 2018 Sport FA is responsible for escorting athletes from the Field of Play to the entrance of the broadcast mixed zone, but not through the mixed zone.
- OBS and Press Operations are responsible for escorting athletes through their respective sections of the mixed zone.
- OBS is responsible for the Rights Holding Broadcasters' section of the mixed zone.
- PyeongChang 2018 Press Operations is responsible for the Press section of the mixed zone.
- Only those with an operational role in the mixed zone i.e. competing athletes, media, OBS, mixed zone supervisors, doping control, OIS flash quote reporters, IOC media operations, registered NOC press attachés and others are permitted into their respective areas of the mixed zones.
- Coaches of non-team sports, managers and/or individual athletes' agents, security, and volunteers are not permitted in any area of the mixed zone.



## Interview Order

Separate designated areas within the mixed zone will ensure that interviews are conducted in the following order:

### Broadcast section

1. Live unilateral television
2. OBS ONC mixed zone feed
3. Additional live unilateral television
4. Live unilateral radio
5. ENG and radio rights-holders

### Press section

1. IOC-recognised world news agencies (Associated Press, Agence France-Presse, Reuters, Getty Images) the Host National News Agency (Yonhap), Press Association and OIS
2. Written press and photographers

OIS Reporters will be permitted to work from designated sections of the mixed zones, under the direction and approval of the mixed zone supervisors.

One OIS reporter is permitted to work from within the broadcast section of the mixed zone, standing outside of camera shot behind the RHBs and not conducting interviews. The OIS reporter will wear an armband identifying he/she belongs to OIS.

## NOC Press Attachés

The IOC will issue registered press attachés with an armband that will act as a supplementary access device for the mixed zone. The armbands provided by the IOC to an NOC press attaché are not transferable.

Press attachés are not permitted in the broadcast mixed zone unless requested by the OBS.

## Press Conferences

After each individual event the three (or more for the alpine team event) medallists attend a venue press conference. Coaches and/or other athletes may also attend press conferences as circumstances dictate.

Press Operations staff are responsible for conducting all press conferences at the competition venues.

The press conference should occur as soon as possible after the end of the competition to help the media to meet their deadlines. This should not, however, interfere with normal mixed zone operations and timing should be adjusted accordingly to ensure this.

Additional sports press conferences may be held at other times during the competitions at the discretion of the venue press manager and the NOC and/or IF media officer, who will jointly decide which athletes and coaches should attend.

Professional interpretation services (simultaneous or consecutive) are provided for all press conferences.

**PyeongChang 2018™**

# **Appendix**



# PyeongChang 2018 Olympic Competition Schedule Version #10 30 November 2017



Sport / Discipline	Thursday 08 Feb.	Day 0 Friday 09 Feb.	Day 1 Saturday 10 Feb.	Day 2 Sunday 11 Feb.	Day 3 Monday 12 Feb.	Day 4 Tuesday 13 Feb.	Day 5 Wednesday 14 Feb.	Day 6 Thursday 15 Feb.	Day 7 Friday 16 Feb.	Day 8 Saturday 17 Feb.	Day 9 Sunday 18 Feb.	Day 10 Monday 19 Feb.	Day 11 Tuesday 20 Feb.	Day 12 Wednesday 21 Feb.	Day 13 Thursday 22 Feb.	Day 14 Friday 23 Feb.	Day 15 Saturday 24 Feb.	Day 16 Sunday 25 Feb.	Medals 10	
<b>Ceremonies</b>		<b>CER01 Opening Ceremony</b> 20:00-22:00																<b>CER02 Closing Ceremony</b> 20:00-22:00		
<b>Ice Hockey (Men)</b>																				2
<b>Ice Hockey (Women)</b>																				5
<b>Figure Skating (Team Event)</b>																				5
<b>Short Track Speed Skating</b>																				8
<b>Speed Skating</b>																				14
<b>Curling (Mixed Doubles)</b>																				3
<b>Alpine Skiing (Downhill)</b>																				6
<b>Alpine Skiing (Super-G)</b>																				5
<b>Alpine Skiing (Slalom)</b>																				6
<b>Alpine Skiing (Giant Slalom)</b>																				15
<b>Biatlon (Sprint)</b>																				11
<b>Biatlon (Pursuit)</b>																				6
<b>Biatlon (Mass Start)</b>																				4
<b>Biatlon (Relay)</b>																				8
<b>Bobleigh (Two-man)</b>																				3
<b>Bobleigh (Four-man)</b>																				3
<b>Skeleton</b>																				2
<b>Luge (Two-man)</b>																				4

<b>Total Medals</b>				5	7	8	8	6	7	5	9	6	3	5	7	8	6	8	4	102
<b>Medals at Mountain Venues</b>				3	6	6	5	5	5	4	6	5	2	7	4	4	5	5	2	70
<b>Medals at Coastal Venues</b>				2	1	2	3	1	2	1	3	1	1	3	2	4	2	3	2	32
<b>Sunrise</b>	7:23	7:22	7:21	7:20	7:19	7:17	7:16	7:15	7:14	7:13	7:12	7:10	7:09	7:08	7:07	7:05	7:04	7:03		
<b>Sunset</b>	17:56	17:57	17:58	17:59	18:00	18:01	18:03	18:04	18:05	18:06	18:07	18:08	18:09	18:10	18:11	18:12	18:13	18:14		

**Notes**

Competition Schedule is **subject to change**

Signifies a Medal Event

Signifies the 1 Medal Event on days where there is more than 1 session taking place

Signifies the 2 Medal Events within the same session

Signifies the 3 Medal Events within the same session

All session times include the time for set-up and delivery of the Venue Ceremonies

WGF - Note 1  
Women's Bronze Medal will be presented at the Gold Medal Games. Men's Bronze Medal will be presented during the Bronze medal game and this is still subject to change

WGF - Note 2  
Bronze Medal will be presented at the Gold Medal sessions

Time Zone Information	Start Times	Start Times	Start Times
Korea - PyeongChang	10:00 am, Friday	3:00 pm, Friday	8:00 pm, Friday
Central European Time	2:00 am, Friday	7:00 am, Friday	12:00 pm, Friday
Eastern Standard Time (USA)	8:00 pm, Thursday	1:00 am, Friday	6:00 am, Friday



Olympic Winter Games PyeongChang 2018



**Alpine Skiing (ALP)**  
 Downhill (DH, MW), Super-G (SG, MW), Alpine Combined (AC, MW)  
 Giant Slalom (GS, MW), Slalom (SL, MW), Team Event (TE, MW)

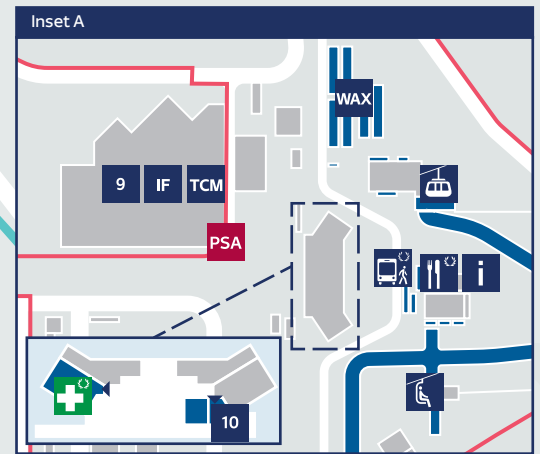
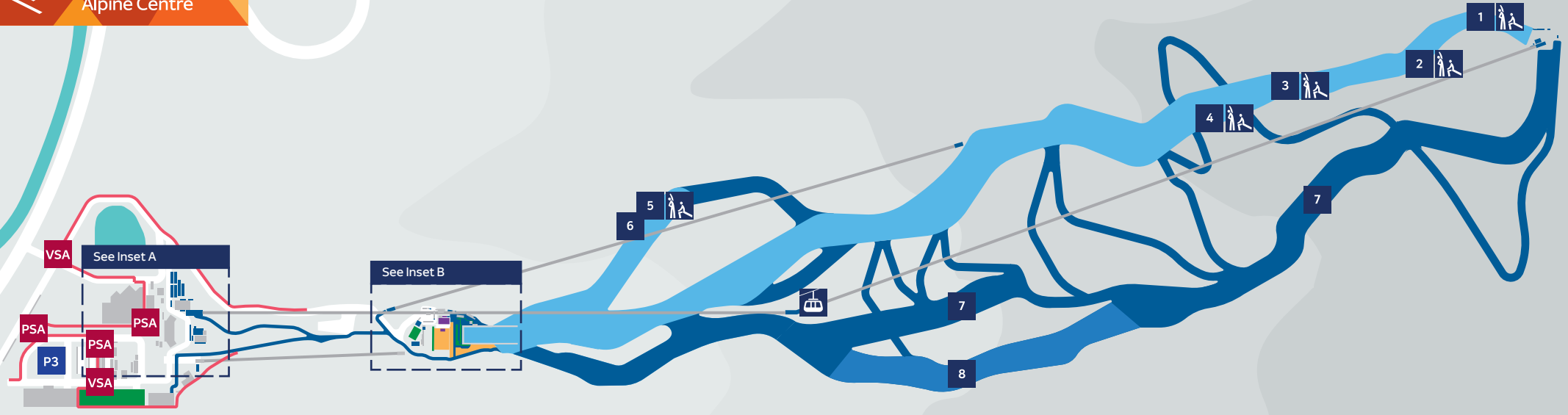
Jeongseon Alpine Centre  
 Yongpyong Alpine Centre



		6:00	6:30	7:00	7:30	8:00	8:30	9:00	9:30	10:00	10:30	11:00	11:30	12:00	12:30	13:00	13:30	14:00	14:30	15:00	16:00	16:30	17:00	17:30	18:00	18:30	19:00	19:30	20:00	20:30	21:00	21:30	22:00	22:30	23:00
Feb. 1 - 23	Jeongseon Alpine Centre	General Training on Warm up/Training Course																																	
Feb. 1 - 24	Yongpyong Alpine Centre	General Training on Warm up/Training Course																																	
Day -3	Tuesday Feb. 6	Jeongseon Alpine Centre																																	
Day -2	Wednesday Feb. 7	Jeongseon Alpine Centre																																	
Day -1	Thursday Feb. 8	Jeongseon Alpine Centre																																	
Day 0	Friday Feb. 9	Jeongseon Alpine Centre Yongpyong Alpine Centre																																	
Day 1	Saturday Feb. 10	Jeongseon Alpine Centre																																	
Day 2	Sunday Feb. 11	Jeongseon Alpine Centre Yongpyong Alpine Centre																																	
Day 3	Monday Feb. 12	Jeongseon Alpine Centre Yongpyong Alpine Centre																																	
Day 4	Tuesday Feb. 13	Jeongseon Alpine Centre Yongpyong Alpine Centre																																	
Day 5	Wednesday Feb. 14	Yongpyong Alpine Centre																																	
Day 6	Thursday Feb. 15	Jeongseon Alpine Centre																																	
Day 7	Friday Feb. 16	Jeongseon Alpine Centre																																	
Day 8	Saturday Feb. 17	Jeongseon Alpine Centre Yongpyong Alpine Centre																																	
Day 9	Sunday Feb. 18	Jeongseon Alpine Centre Yongpyong Alpine Centre																																	
Day 10	Monday Feb. 19	Jeongseon Alpine Centre																																	
Day 11	Tuesday Feb. 20	Jeongseon Alpine Centre																																	
Day 12	Wednesday Feb. 21	Jeongseon Alpine Centre Yongpyong Alpine Centre																																	
Day 13	Thursday Feb. 22	Jeongseon Alpine Centre Yongpyong Alpine Centre																																	
Day 14	Friday Feb. 23	Jeongseon Alpine Centre																																	
Day 15	Saturday Feb. 24	Yongpyong Alpine Centre																																	

Competition and training times are subject to change. (KST) 10:00, Friday - (CET) 02:00, Friday - (EST, USA) 20:00, Thursday.

Competition
  Official Training
  Pre-competition training / inspection
  Free Ski
  Medal event

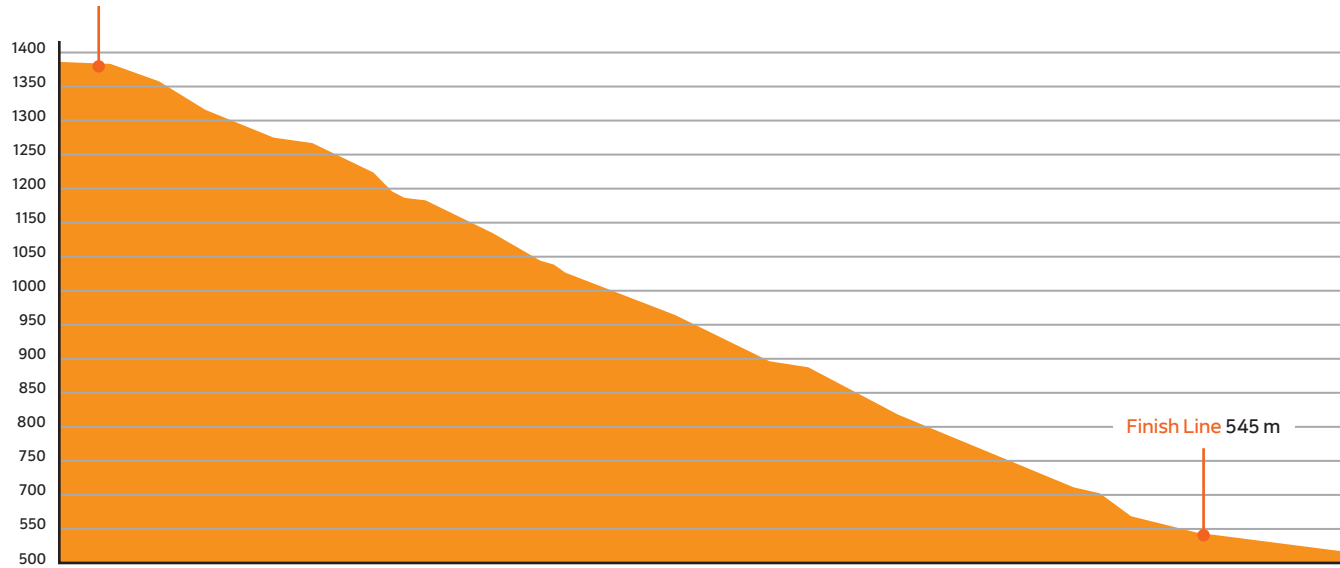


- |   |   |  |   |   |
|---|---|--|---|---|
|  Field of Play                 |  P3 NOC Parking          |  Gondola                    |  1 Downhill Start (M) 1370 m |  9 Race Office                             |
|  Sport Area                    |  Spectators Entry/Exit   |  MZ Mixed Zone              |  2 Downhill Start (W) 1275 m |  10 Sub Race Office                        |
|  Broadcast/Press Area          |  Athletes Drop-Off Zone  |  Press Conference Room      |  3 Super-G Start (M) 1195 m  |  11 Coaches Area                           |
|  Olympic Family Area           |  Athlete Lounge          |  Sport Information Desk     |  4 Super-G Start (W) 1130 m  |  12 Equipment Control Room                 |
|  Spectators Seats/Stand        |  Athlete Medical Station |  TCM TCM Room               |  5 Slalom Start (M) 745 m    |  13 Jury Room                              |
|  Security Perimeter            |  Chairlift               |  Video Board and Scoreboard |  6 Slalom Start (W) 725 m    |  14 Team Spectating Area (Same Discipline) |
|  VSA Vehicle Screening Area    |  Doping Control Station  |  Warm-Up Tent               |  7 Training Course           |  15 Finish Line 545 m                      |
|  PSA Pedestrian Screening Area |  IF IF Office            |  WAX Wax Cabin              |  8 Gliding Test              |  16 Finish Line for Slalom 540 m           |



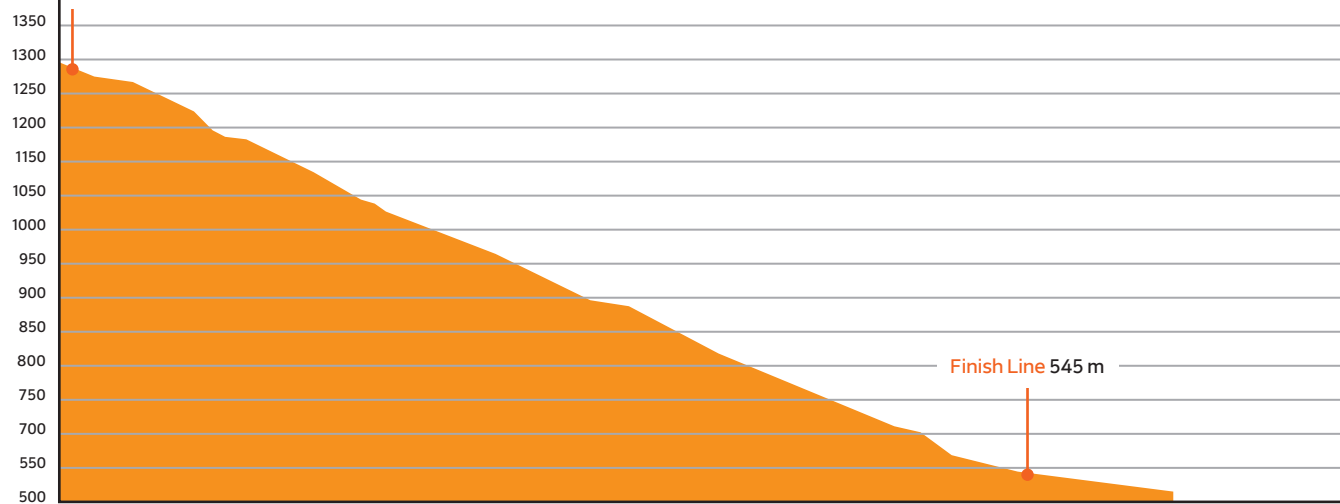


Start Point 1370 m



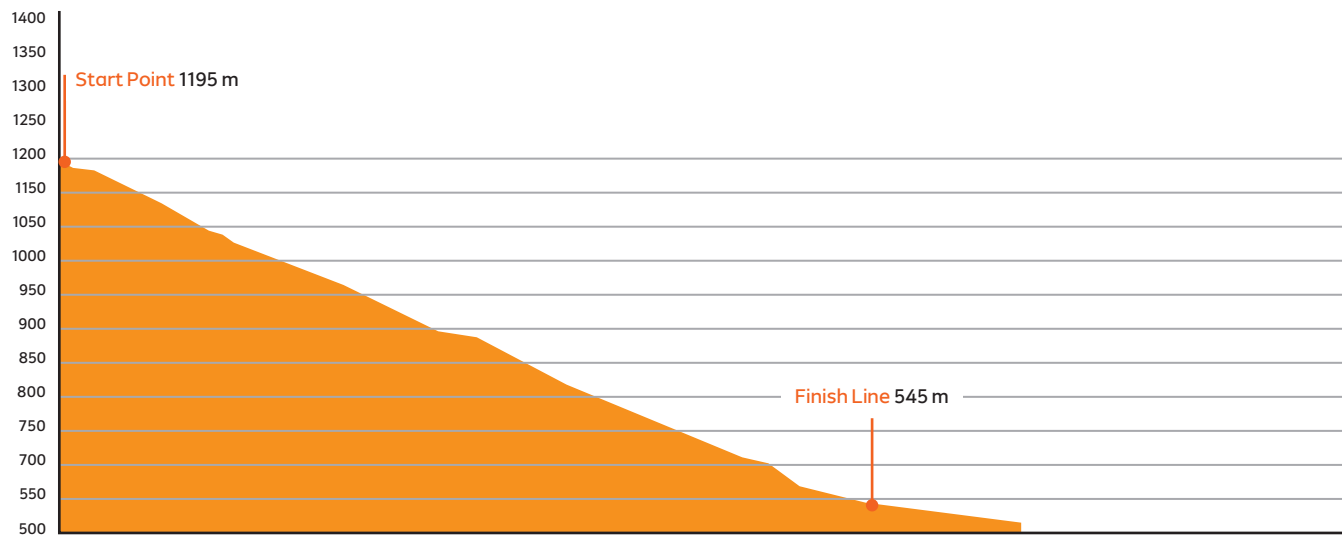
Men / Downhill	
Start Point	1370 m
Finish Line	545 m
Vertical Drop	825 m
Course Length	2857m

Start Point 1275 m

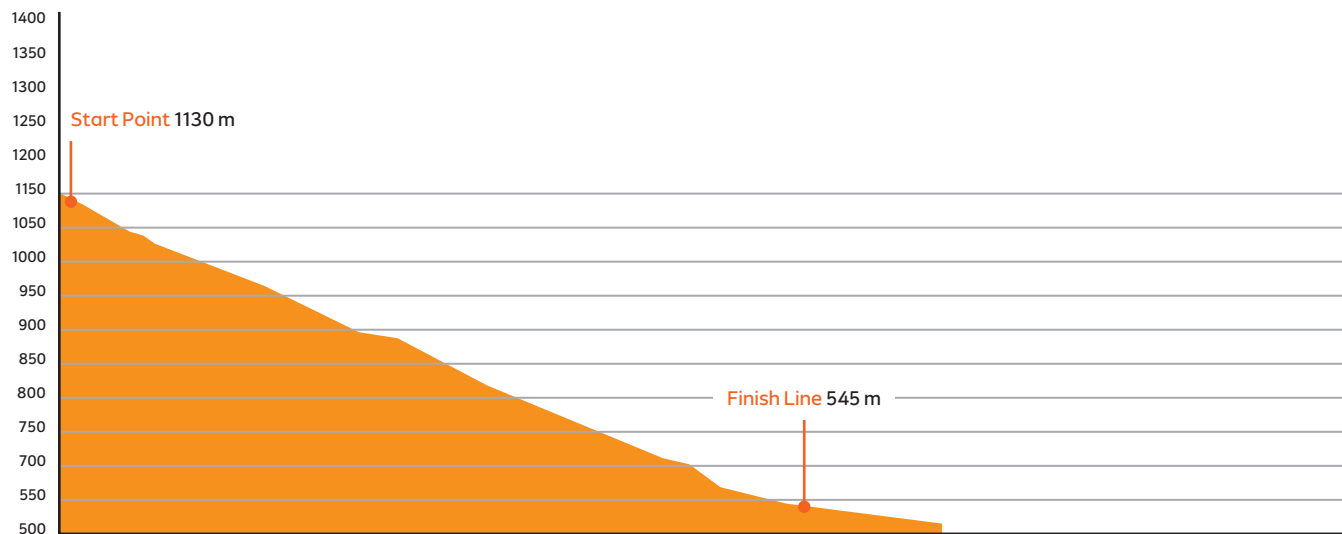


Women / Downhill	
Start Point	1275 m
Finish Line	545 m
Vertical Drop	730 m
Course Length	2710 m

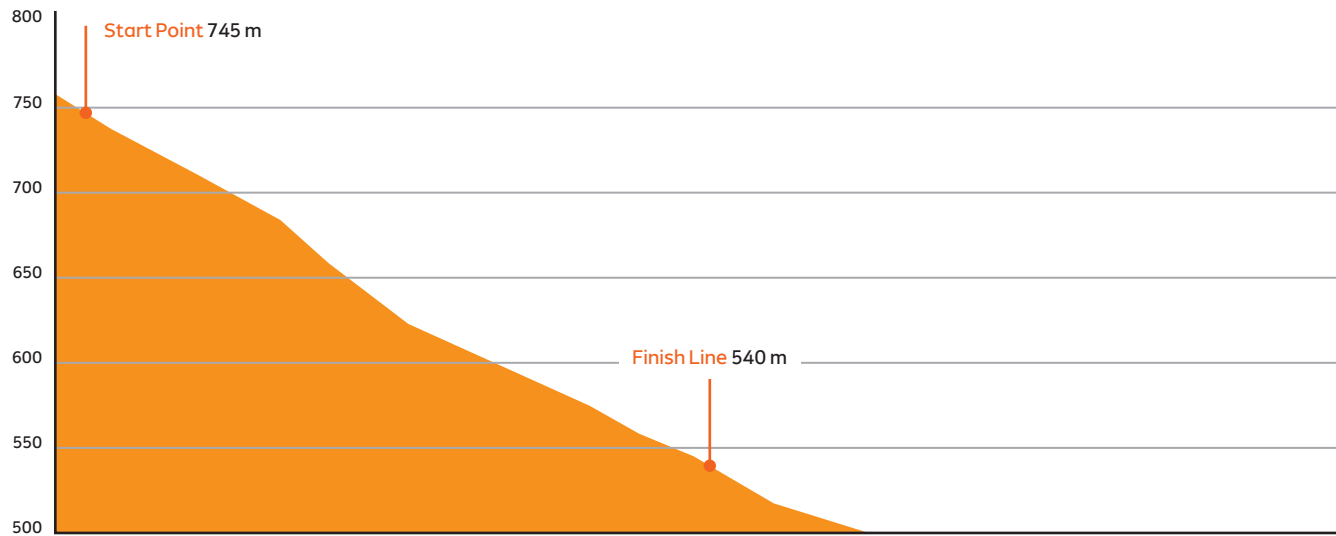




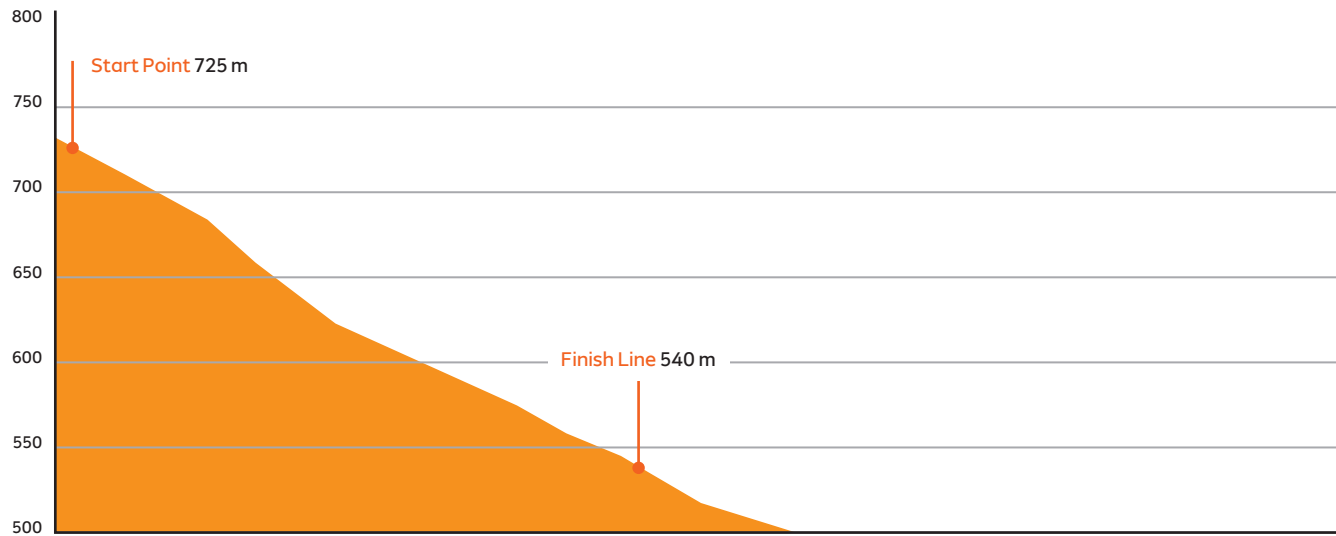
Men / Super-G	
Start Point	1195 m
Finish Line	545 m
Vertical Drop	650 m
Course Length	2050 m



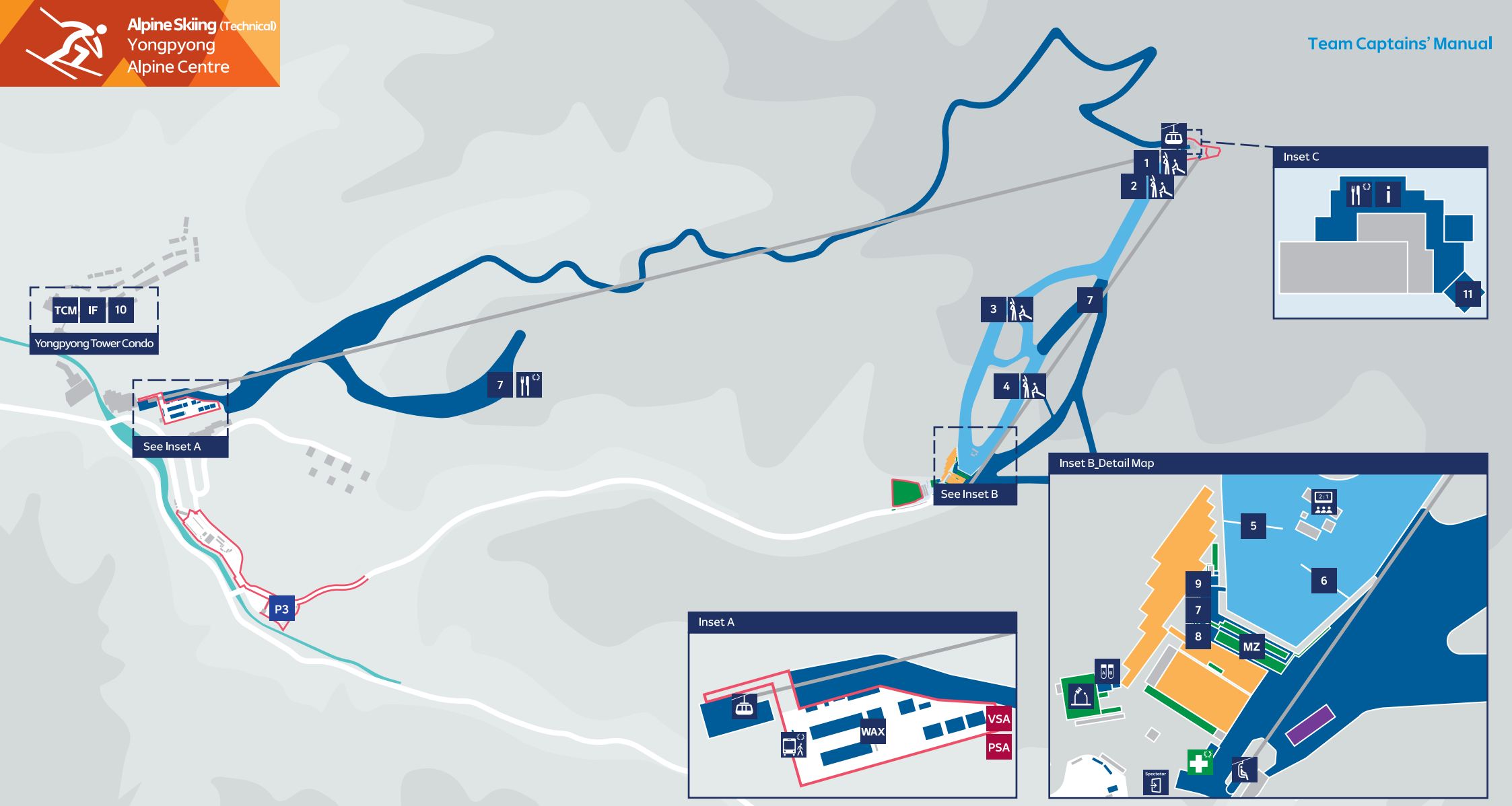
Women / Super-G	
Start Point	1130 m
Finish Line	545 m
Vertical Drop	585 m
Course Length	1910 m

















Men / Slalom	
Start Point	745 m
Finish Line	540 m
Vertical Drop	205 m
Course Length	521 m

















Women / Slalom	
Start Point	725 m
Finish Line	540 m
Vertical Drop	185 m
Course Length	515 m










-  Field of Play
-  Sport Area
-  Broadcast/Press Area
-  Olympic Family Area
-  Spectators Seats/Stand
-  Security Perimeter
-  VSA Vehicle Screening Area

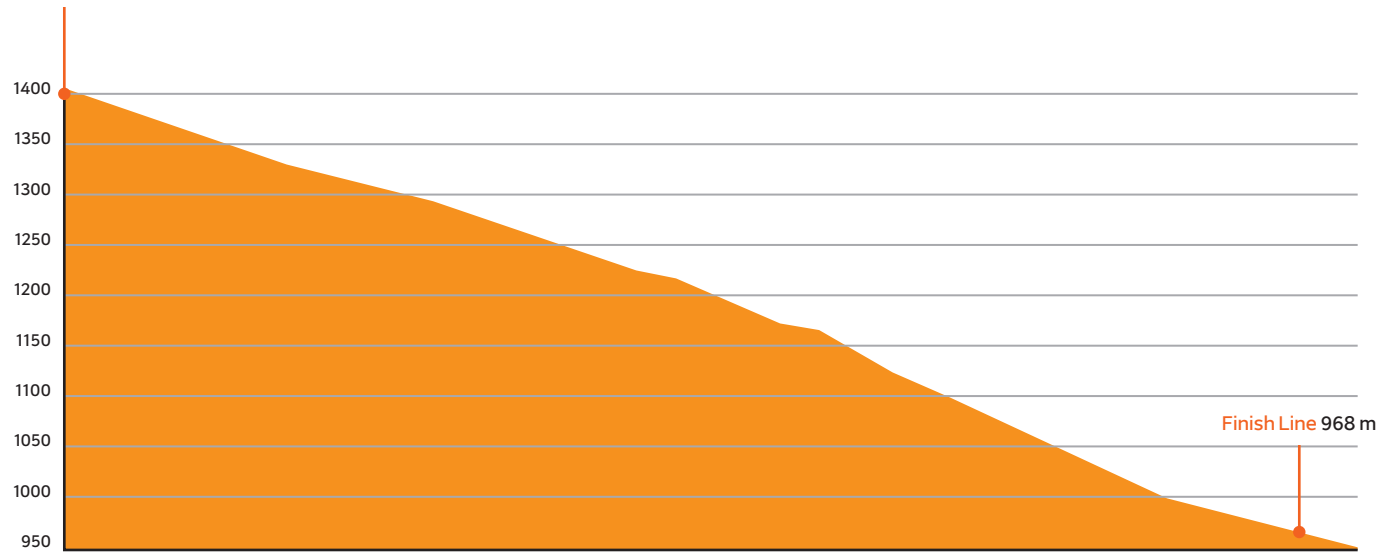
-  PSA Pedestrian Screening Area
-  P3 NOC Parking
-  Spectators Entry/Exit
-  Athletes Drop-Off Zone
-  Athlete Lounge
-  Athlete Medical Station
-  Chairlift

-  Doping Control Station
-  IF IF Office
-  Gondola
-  MZ Mixed Zone
-  Press Conference Room
-  TCM TCM Room
-  Sport Information Desk

-  Video Board and Scoreboard
-  Warm-Up Tent
-  WAX Wax Cabin
-  1 Giant Slalom Start (M) 1408 m
-  2 Giant Slalom Start (W) 1368 m
-  3 Slalom Start (M/W) 1172 m
-  4 Alpine Team Event Start 1041 m

-  5 Finish Line 968 m
-  6 Finish Line for Slalom (M)/Alpine Team Event 961 m
-  7 Coaches Area
-  8 Team Spectating Area (Same Discipline)
-  9 Equipment Control Room
-  10 Race Office
-  11 Jury Room

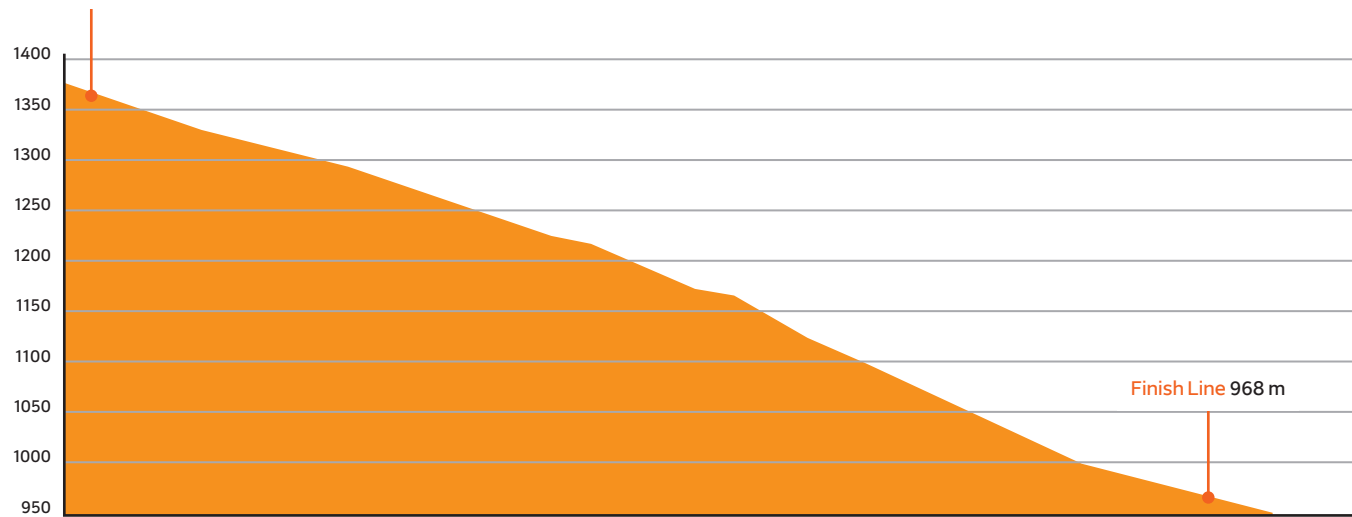
Start Point 1408 m



Men / Giant Slalom

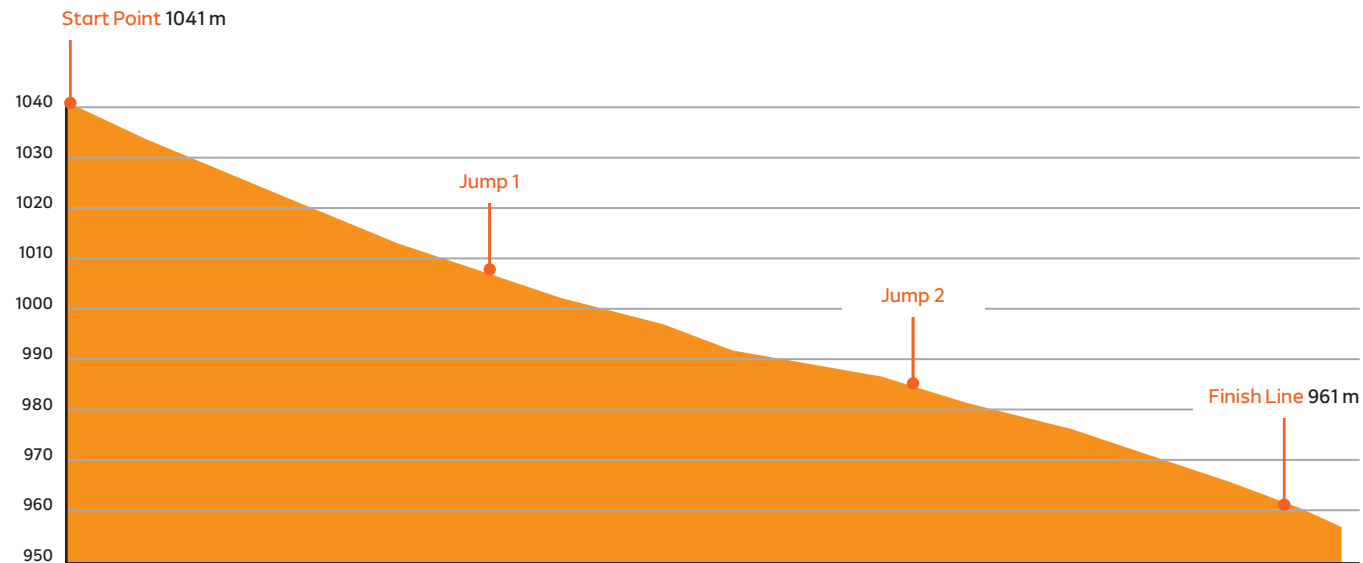
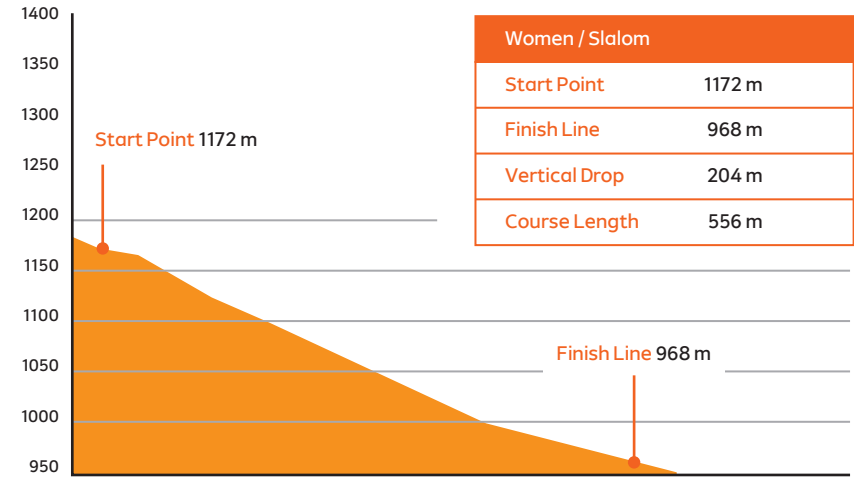
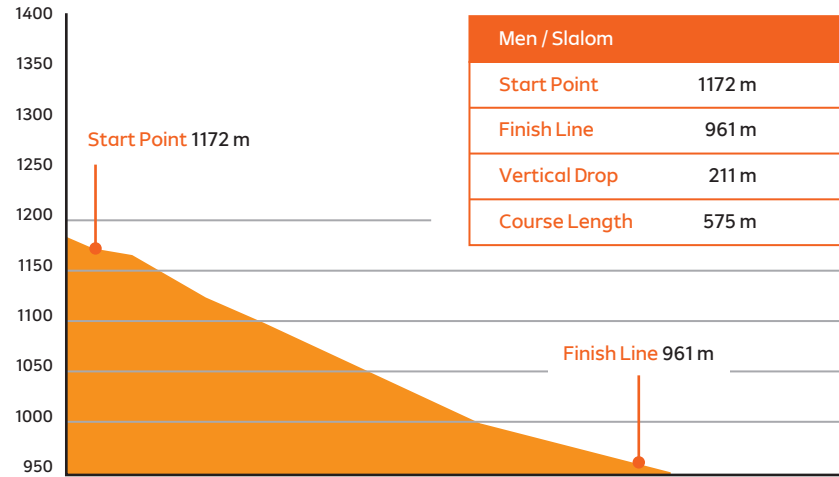
Start Point	1408 m
Finish Line	968 m
Vertical Drop	440 m
Course Length	1326 m

Start Point 1368 m



Women / Giant Slalom

Start Point	1368 m
Finish Line	968 m
Vertical Drop	400 m
Course Length	1250 m



Alpine Team Event	
Start Point	1041 m
Finish Line	961 m
Vertical Drop	80 m
Course Length	265 m

# PyeongChang 2018

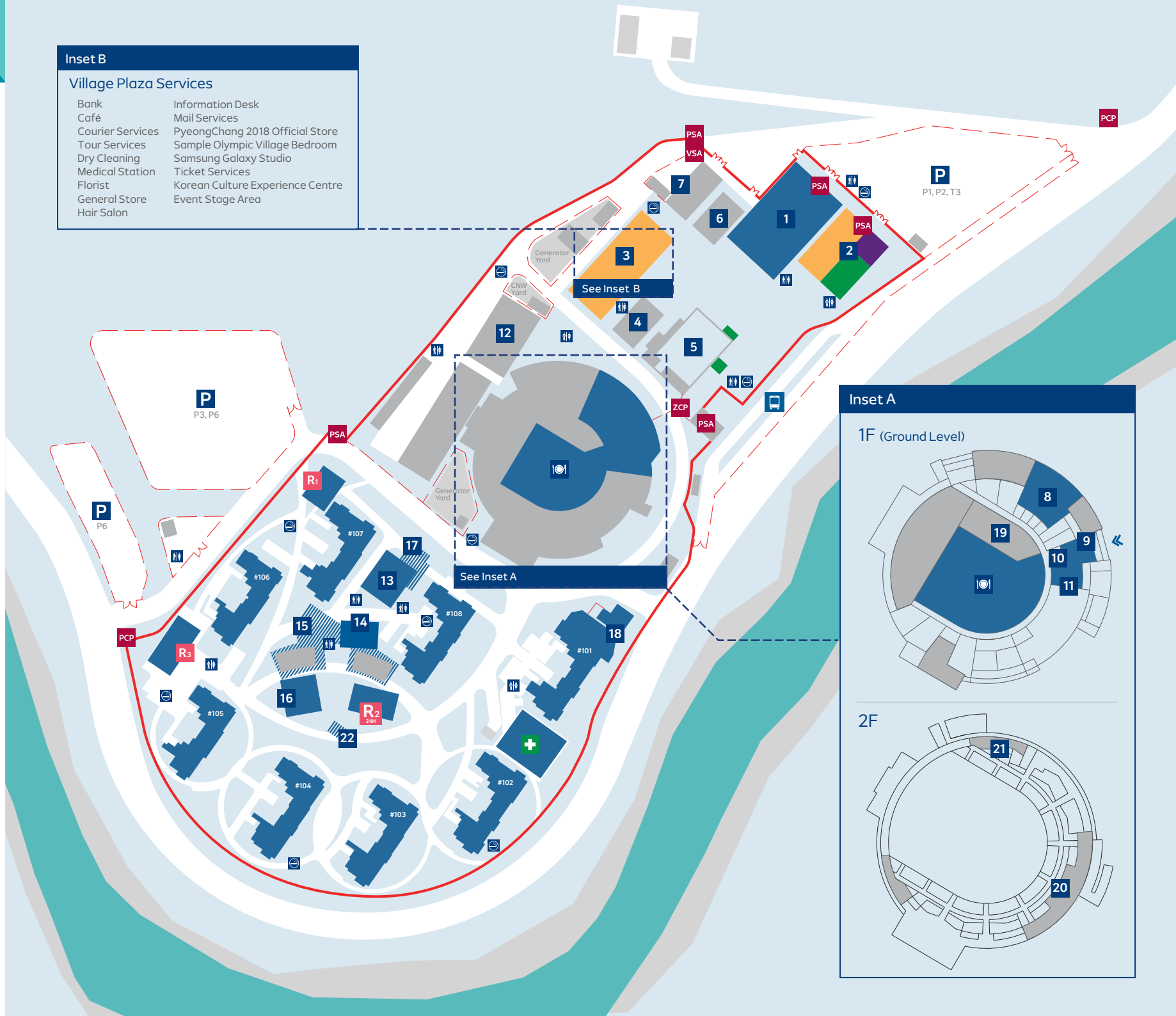
## PyeongChang Olympic Village

- Athletes
- All Clients
- Broadcast / Press
- Olympic Family
- 1** Welcome Centre
- 2** Main Entry (Guest Pass Centre / Village Media Centre / Village Protocol Office)
- 3** Village Plaza
- 4** Ottobock Repair Services Centre (Paralympic Only)
- 5** Team Welcome Ceremony Stage
- 6** Workforce Check-in Centre
- 7** Logistics Compound (MTA)
- 8** Multi-Faith Centre
- 9** IOC Space
- 10** WADA Outreach Booth
- 11** Baggage Check-in Area
- 12** Police & Fire Brigade Command Post
- 13** NOC Services Centre
- 14** Chefs de Mission Hall
- 15** Fitness Centre
- 16** Recreational Centre
- 17** Off-Airport Processing Centre
- 18** Doping Control Command Centre
- 19** Workforce Dining Hall
- 20** Village Management Office
- 21** Venue Security Command Centre
- 22** Spectrum Management Room (SMR)
- P** Parking Lot
- Main Dining Hall
- Toilet
- Smoking Area
- Transport Mall (TA)
- R** Resident Centre
- Polyclinic
- Security perimeter
- Soft perimeter
- Basement Level
- PSA** Pedestrian Screening Area
- VSA** Vehicle Screening Area
- ZCP** Zone Control Point
- PCP** Permit Check Point

### Inset B

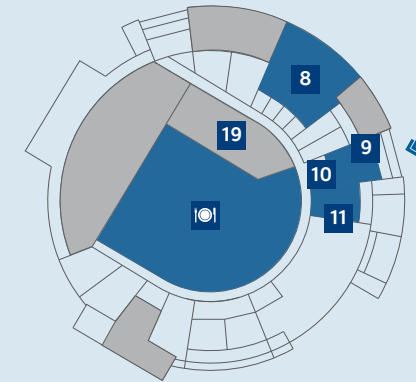
#### Village Plaza Services

- |                  |                                  |
|------------------|----------------------------------|
| Bank             | Information Desk                 |
| Café             | Mail Services                    |
| Courier Services | PyeongChang 2018 Official Store  |
| Tour Services    | Sample Olympic Village Bedroom   |
| Dry Cleaning     | Samsung Galaxy Studio            |
| Medical Station  | Ticket Services                  |
| Florist          | Korean Culture Experience Centre |
| General Store    | Event Stage Area                 |
| Hair Salon       |                                  |

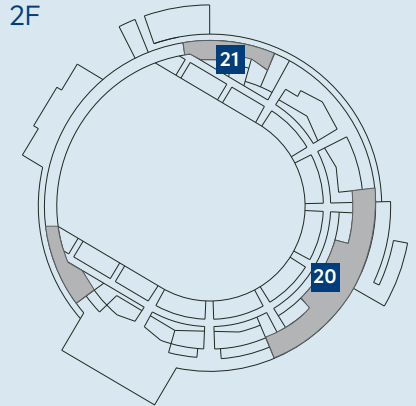


### Inset A

#### 1F (Ground Level)



#### 2F



0 m 25 m 50 m





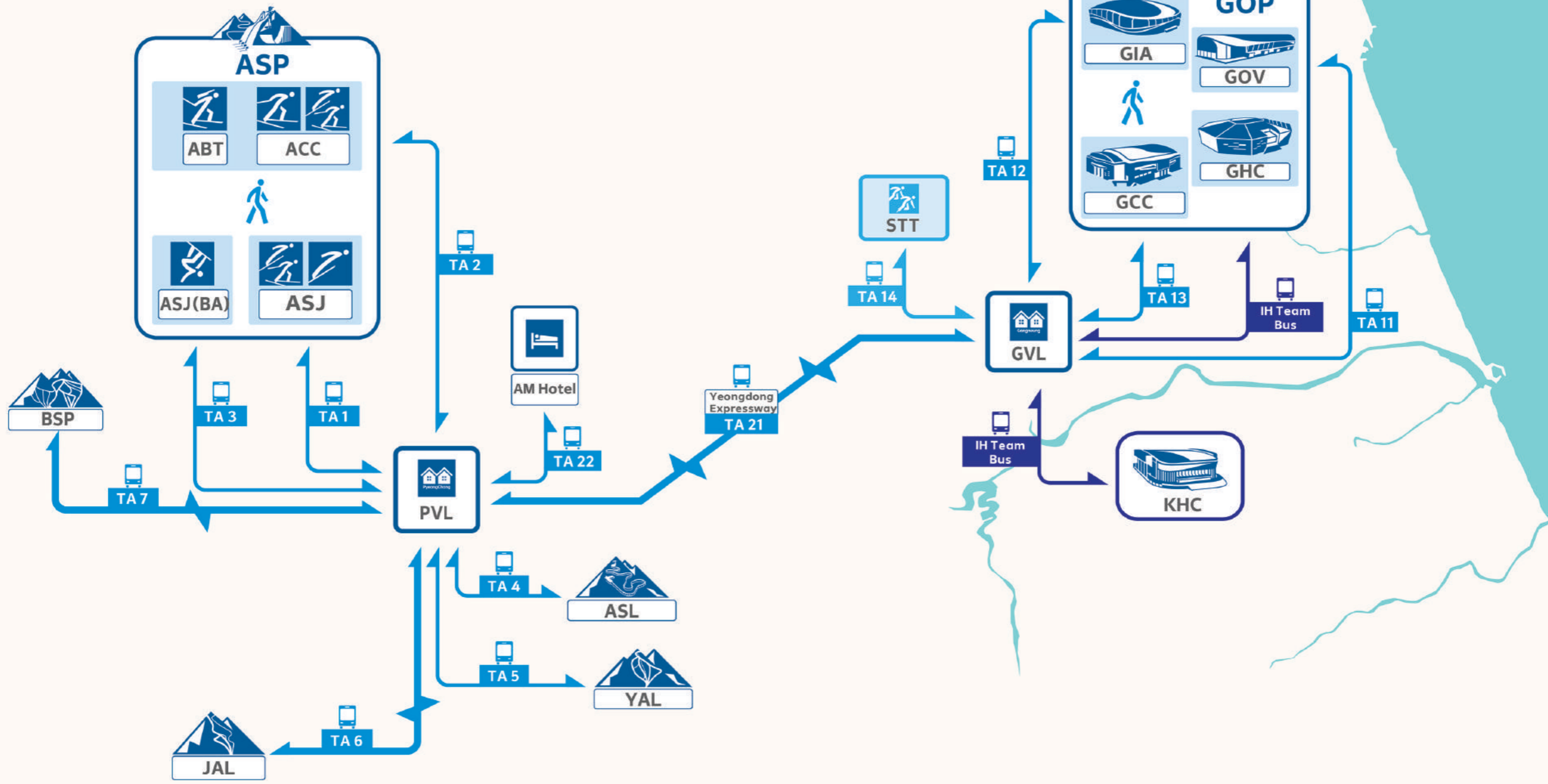
- Athlete Area
- Security Perimeter
- TA Load Zone
- AND Load Zone
- T3 Load Zone
- TC Load Zone
- T1/2 Parking
- NOC Dedicated Vehicle Parking
- Rate Card Vehicle Parking
- Vehicle Screening Area
- Pedestrian Screening Area
- Permit Check Point
- TA bus Flow
- Vehicle Flow



**PyeongChang  
Mountain  
Cluster**



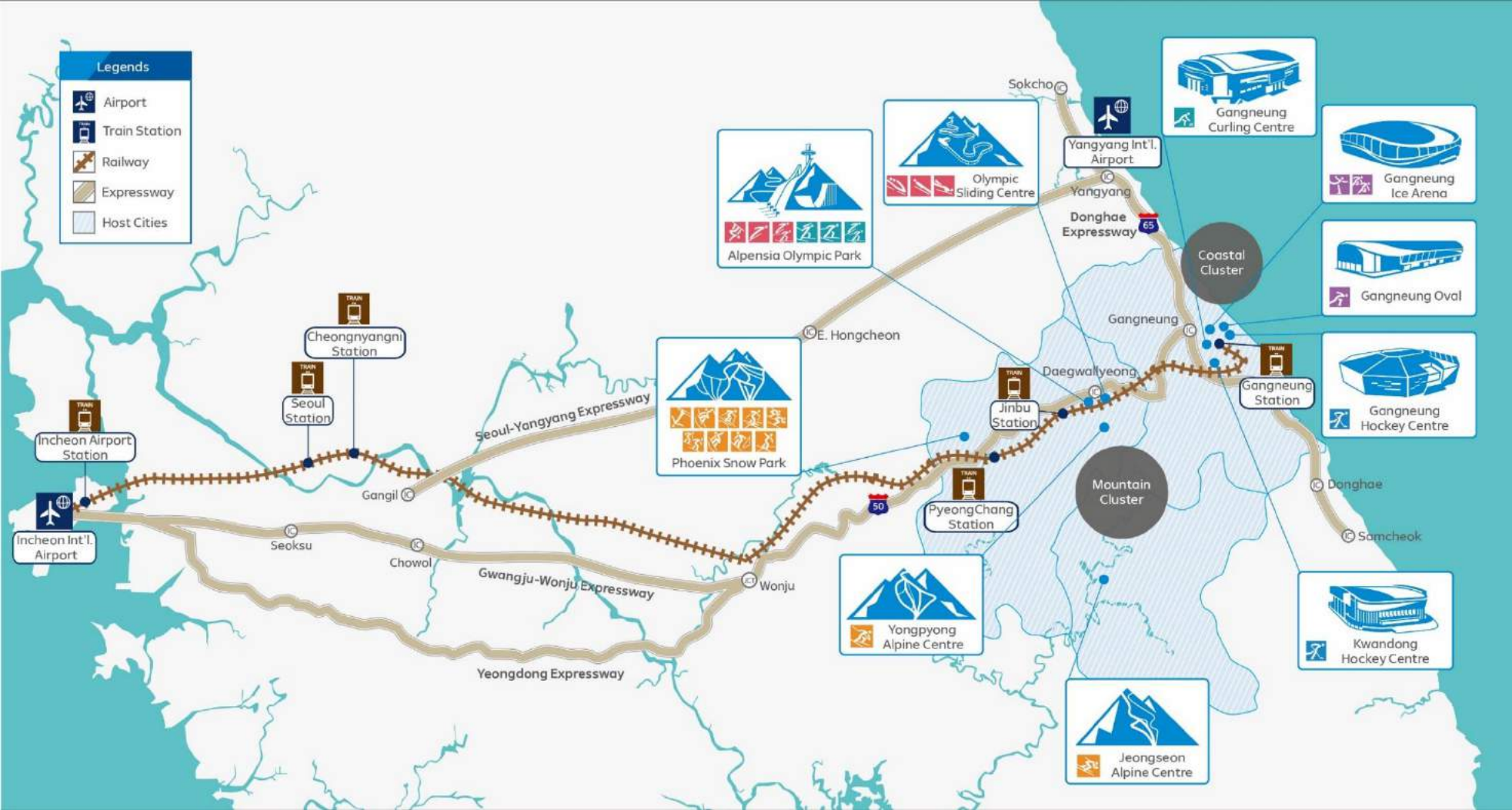
**Gangneung  
Coastal  
Cluster**





**Legends**

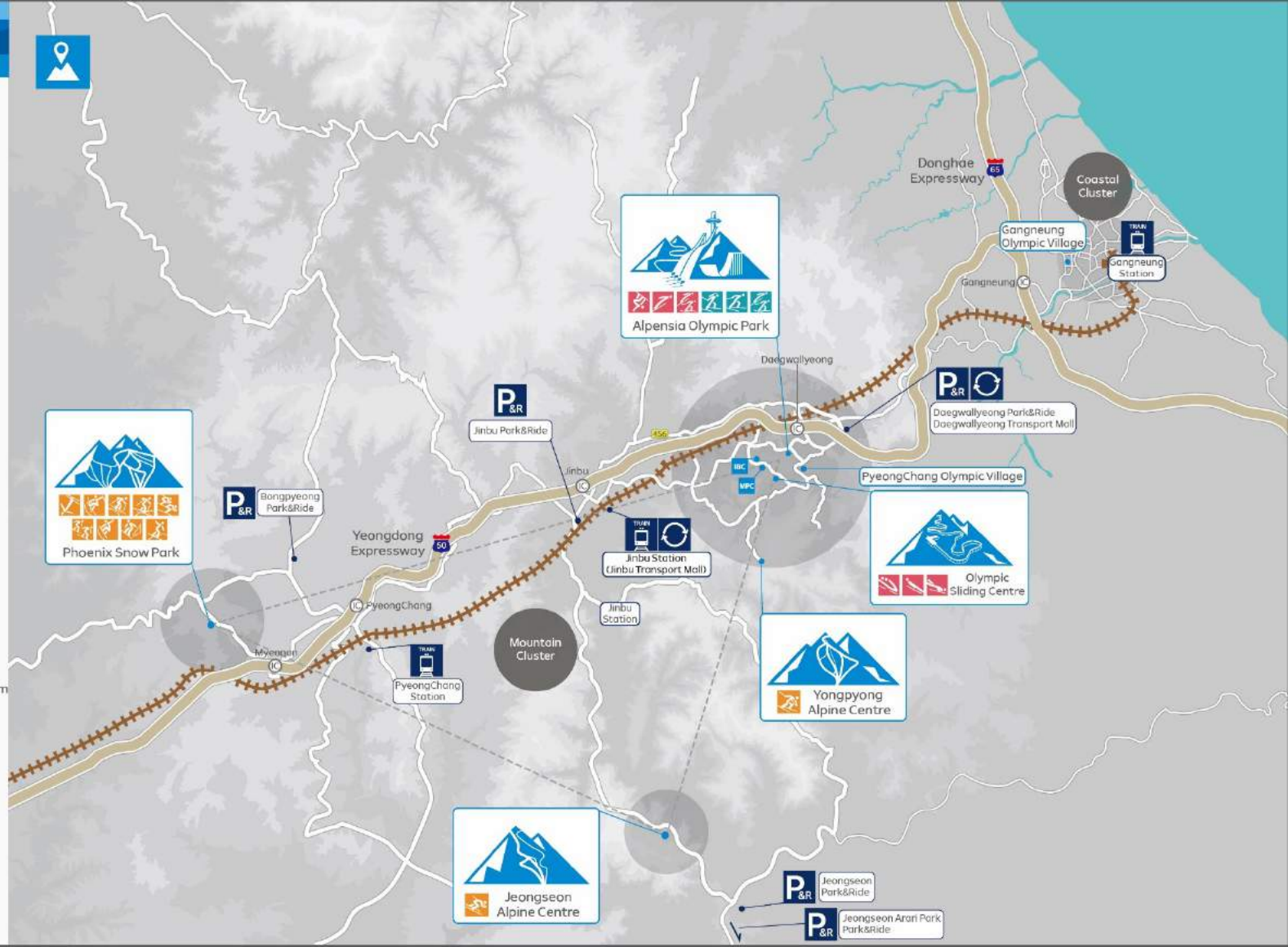
- Airport
- Train Station
- Railway
- Expressway
- Host Cities



# PyeongChang 2018

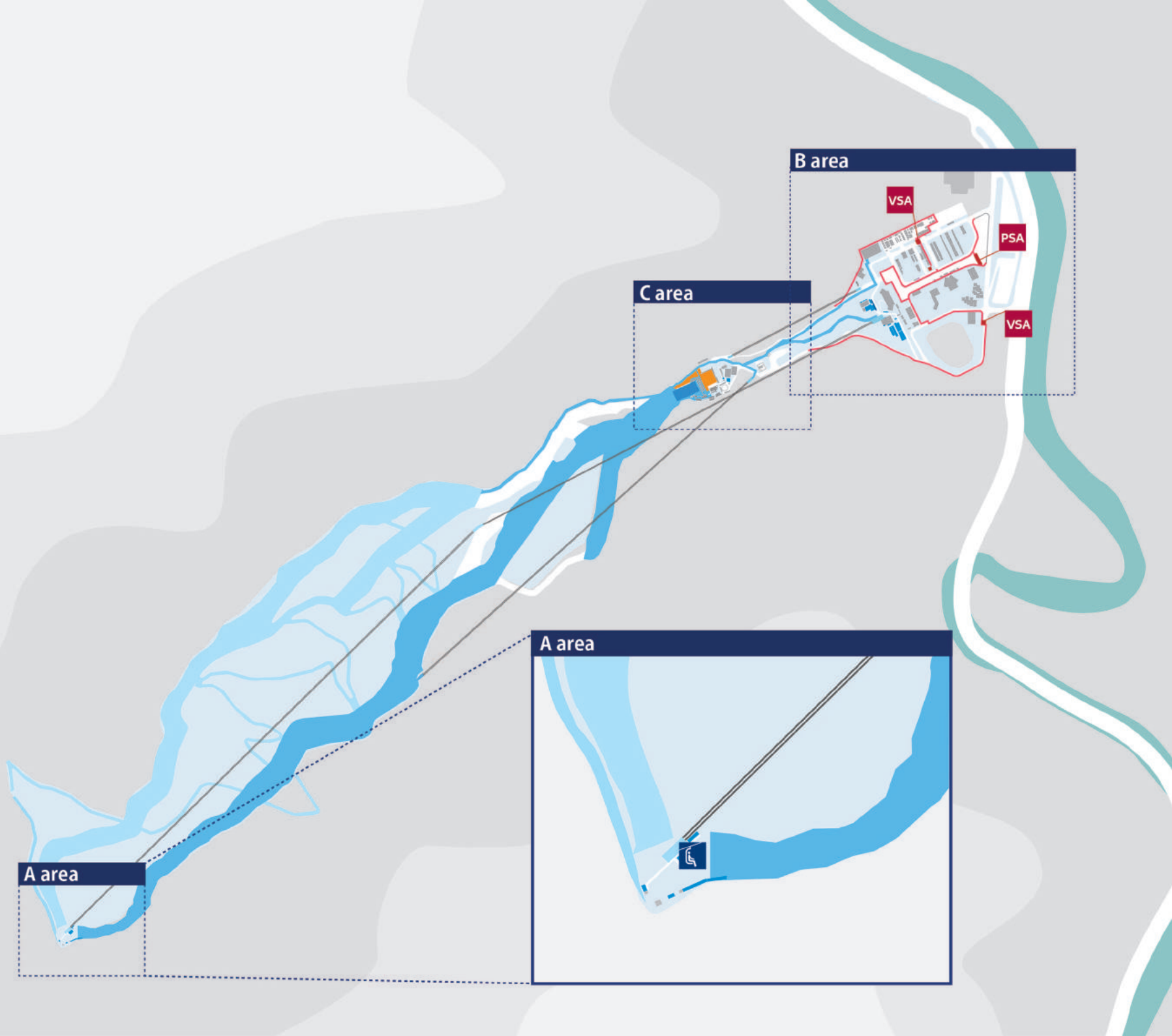
Mountain Cluster

- Train Station
- Park&Ride Lot
- Transport Mall
- Railway
- Expressway
- Alpine Skiing(Speed)
- Alpine Skiing(Technical)
- Biathlon
- Bobsleigh
- Cross-Country Skiing
- Freestyle Skiing
- Luge
- Nordic Combined
- Skeleton
- Ski Jumping
- Snowboard
- Snowboard Big Air
- Snowboard Cross
- Snowboard Halfpipe
- Snowboard Parallel Giant Slalom
- Snowboard Slopestyle
- Freestyle Skiing Slopestyle
- Freestyle Skiing Moguls
- Freestyle Skiing Cross












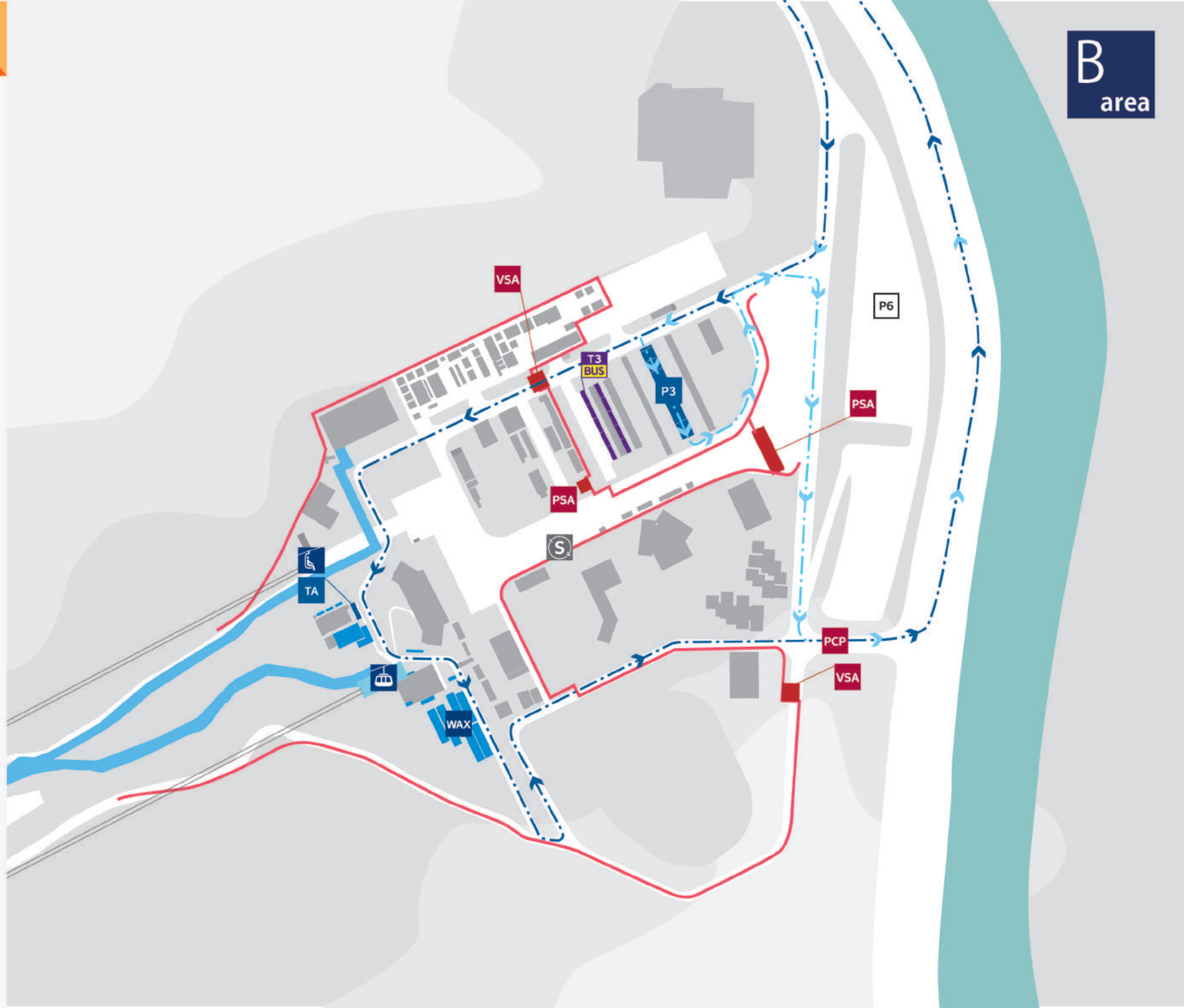

























- Athlete Area
- Field of Play (FOP)
- Seating Bowl
- Olympic Family Lounge
- Doping Control Station
- Wax Cabin
- Gondola
- Chair Lift
- Security Perimeter
- T1 Load Zone
- T2 Load Zone
- T3 Bus Load Zone
- TA Load Zone
- Internal Shuttle Load Zone
- TC Load Zone
- T1/2 Parking
- NOC Dedicated Vehicle Parking
- Rate Card Vehicle Parking
- Vehicle Screening Area
- Pedestrian Screening Area
- Permit Check Point
- Entrance
- TA Bus Flow

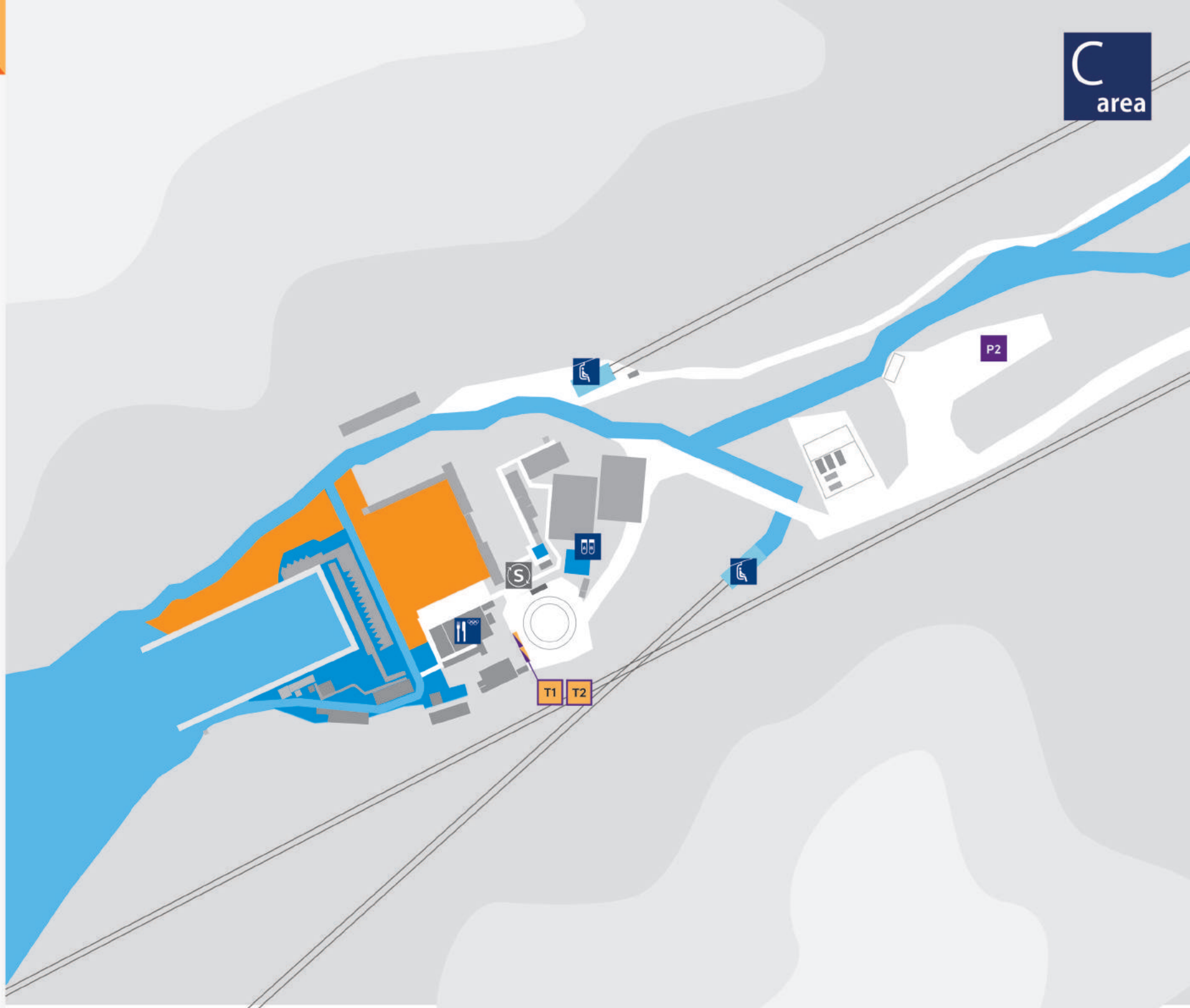



























- Athlete Area
- Field of Play(FOP)
- Seating Bowl
-  Olympic Family Lounge
-  Doping Control Station
-  Wax Cabin
-  Gondola
-  Chair Lift
- Security Perimeter
- T1 Load Zone
- T2 Load Zone
- T3 Bus Load Zone
- TA Load Zone
-  Internal Shuttle Load Zone
- TC Load Zone
- P2 T1/2 Parking
- P3 NOC Dedicated Vehicle Parking
- P6 Rate Card Vehicle Parking
- VSA Vehicle Screening Area
- PSA Pedestrian Screening Area
- PCP Permit Check Point
-  Entrance
-  TA Bus Flow
-  NOC Dedicated Vehicle Flow

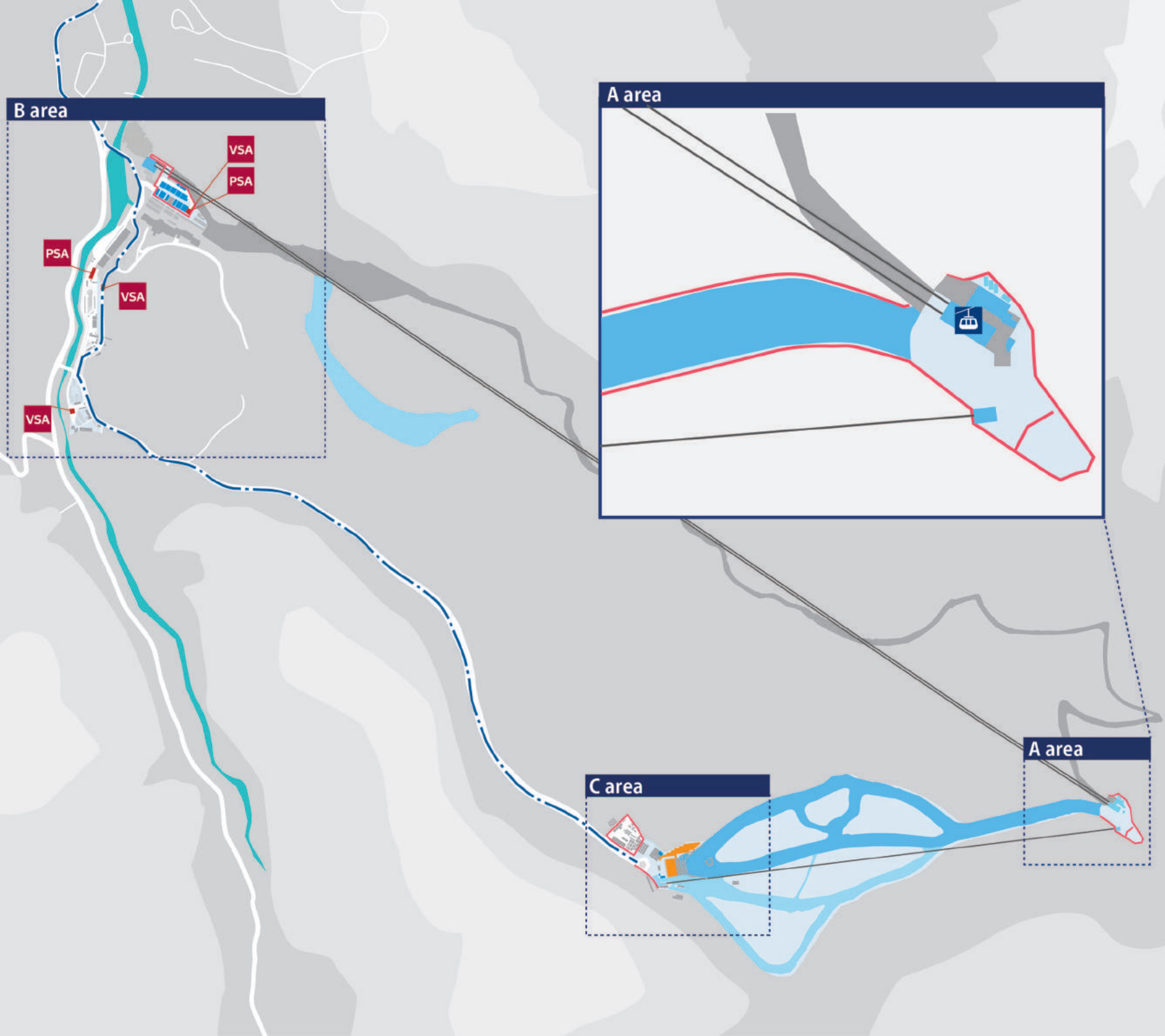
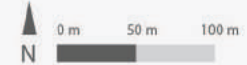


-  Athlete Area
-  Field of Play (FOP)
-  Seating Bowl
-  Olympic Family Lounge
-  Doping Control Station
-  Wax Cabin
-  Gondola
-  Chair Lift
-  Security Perimeter
-  T1 Load Zone
-  T2 Load Zone
-  T3 Bus Load Zone
-  TA Load Zone
-  Internal Shuttle Load Zone
-  TC Load Zone
-  P2 T1/2 Parking
-  P3 NOC Dedicated Vehicle Parking
-  P6 Rate Card Vehicle Parking
-  VSA Vehicle Screening Area
-  PSA Pedestrian Screening Area
-  PCP Permit Check Point
-  Entrance
-  TA Bus Flow













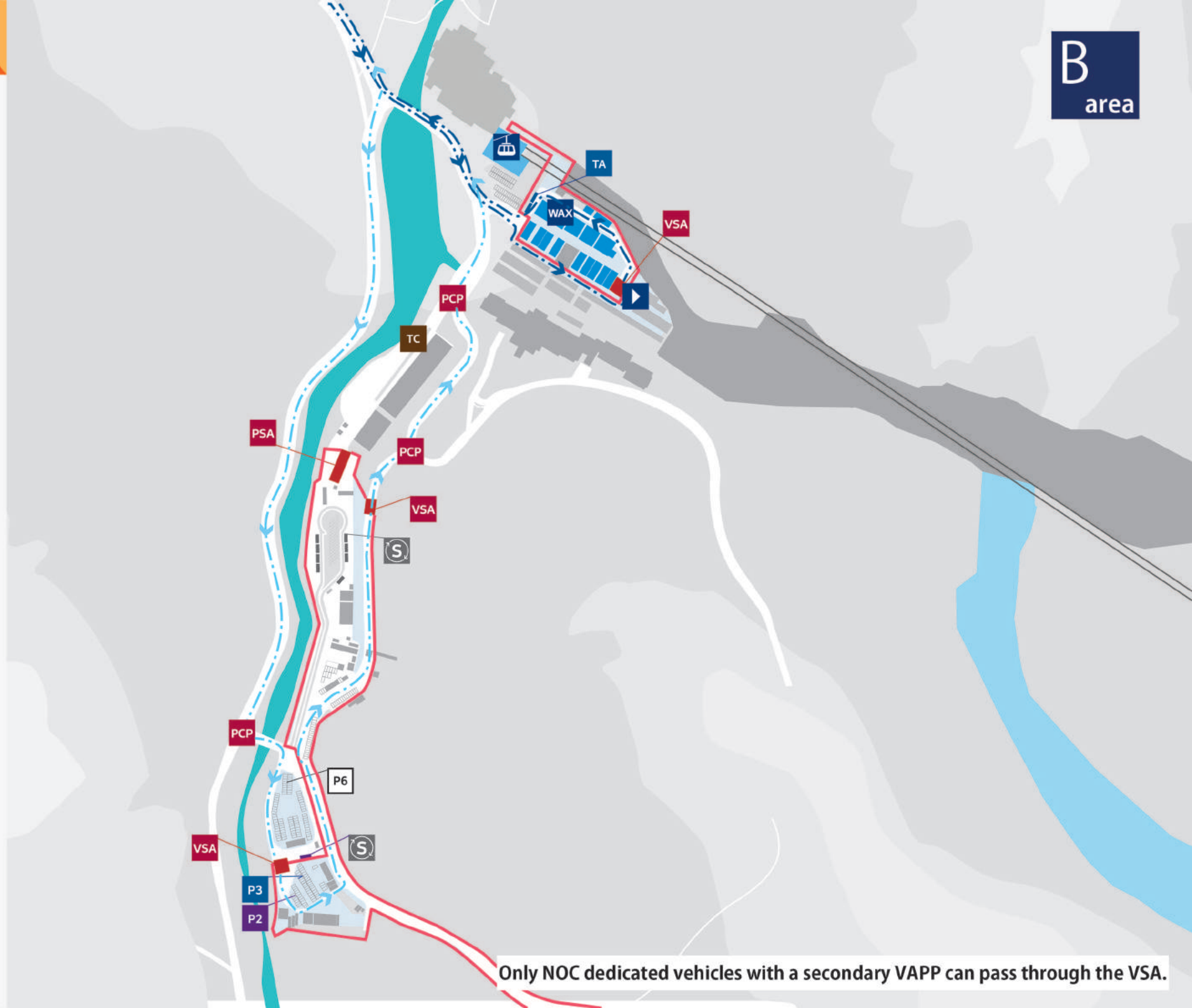
-  Athlete Area
-  Field of Play(FOP)
-  Seating Bowl
-  Olympic Family Lounge
-  Doping Control Station
-  Wax Cabin
-  Gondola
-  Chair Lift
-  Security Perimeter
-  T1 Load Zone
-  T2 Load Zone
-  T3 Bus Load Zone
-  TA Load Zone
-  Internal Shuttle Load Zone
-  TC Load Zone
-  P2 T1/2 Parking
-  P3 NOC Dedicated Vehicle Parking
-  P6 Rate Card Vehicle Parking
-  VSA Vehicle Screening Area
-  PSA Pedestrian Screening Area
-  PCP Permit Check Point
-  Entrance
-  TA Bus Flow

**Only NOC dedicated vehicles with a secondary VAPP can pass through the VSA.**




























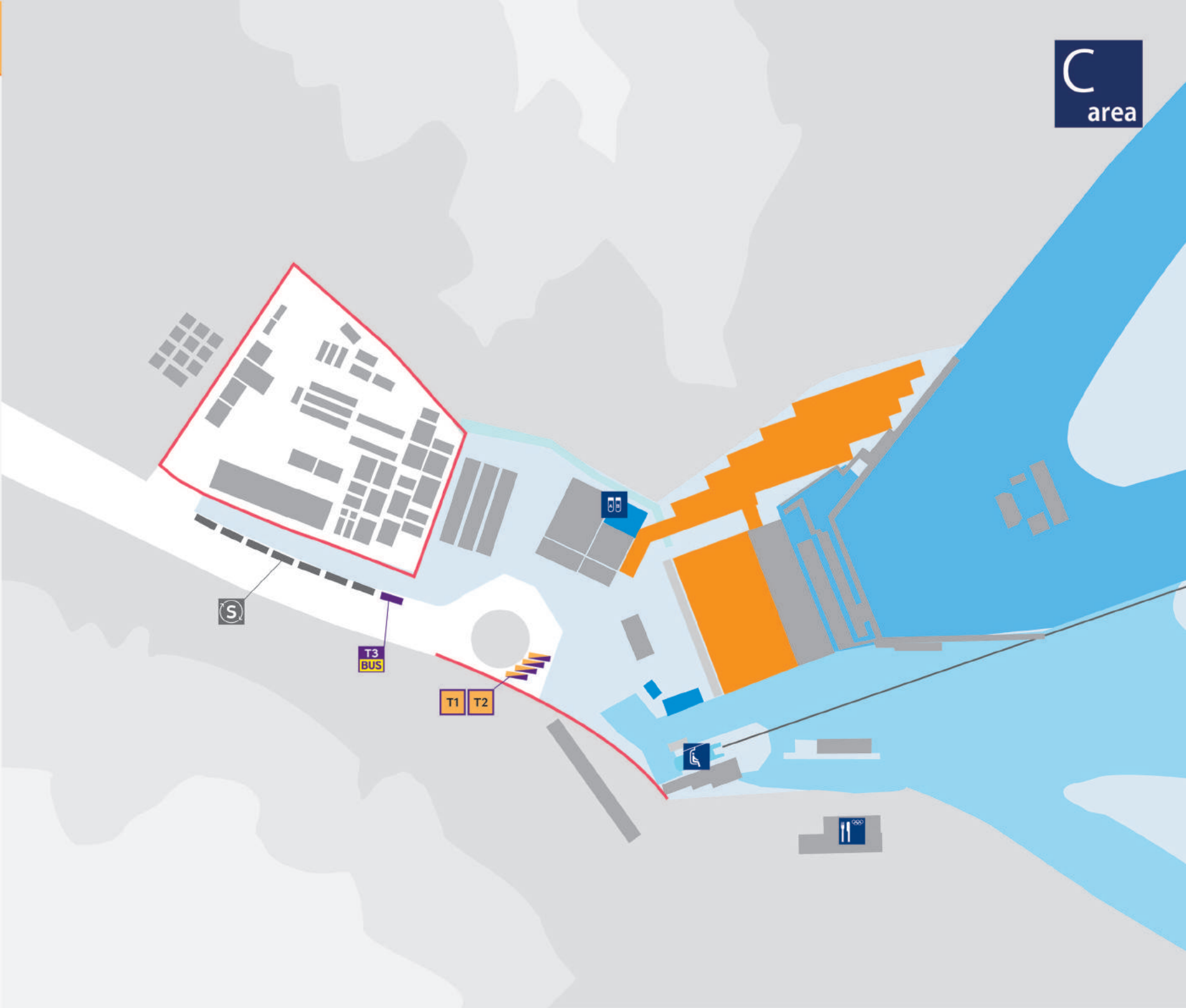
- Athlete Area
- Field of Play(FOP)
- Seating Bowl
-  Olympic Family Lounge
-  Doping Control Station
-  Wax Cabin
-  Gondola
-  Chair Lift
- Security Perimeter
- T1 T1 Load Zone
- T2 T2 Load Zone
- T3 T3 Bus Load Zone
- TA TA Load Zone
-  Internal Shuttle Load Zone
- TC TC Load Zone
- P2 T1/2 Parking
- P3 NOC Dedicated Vehicle Parking
- P6 Rate Card Vehicle Parking
- VSA Vehicle Screening Area
- PSA Pedestrian Screening Area
- PCP Permit Check Point
-  Entrance
-  TA Bus Flow
-  NOC Dedicated Vehicle Flow



Only NOC dedicated vehicles with a secondary VAPP can pass through the VSA.

-  Athlete Area
-  Field of Play(FOP)
-  Seating Bowl
-  Olympic Family Lounge
-  Doping Control Station
-  Wax Cabin
-  Gondola
-  Chair Lift
-  Security Perimeter
-  T1 Load Zone
-  T2 Load Zone
-  T3 Bus Load Zone
-  TA Load Zone
-  Internal Shuttle Load Zone
-  TC Load Zone
-  P2 T1/2 Parking
-  P3 NOC Dedicated Vehicle Parking
-  P6 Rate Card Vehicle Parking
-  VSA Vehicle Screening Area
-  PSA Pedestrian Screening Area
-  PCP Permit Check Point
-  Entrance
-  TA Bus Flow

**Only NOC dedicated vehicles with a secondary VAPP can pass through the VSA.**






# PyeongChang 2018

## PyeongChang Olympic Plaza

- Athlete Area
- Field of Play(FOP)
- Seating Bowl
- Olympic Family Lounge
- Doping Control Station
- Wax Cabin
- Security Perimeter
- T1 T1 Load Zone
- T2 T2 Load Zone
- T3 T3 Load Zone
- T3 BUS T3 Bus Load Zone
- TA TA Load Zone
- M P3 Medalist Parking
- S Internal Shuttle Load Zone
- TC TC Load Zone
- P2 T1/2 Parking
- P3 NOC Dedicated Vehicle Parking
- P6 Rate Card Vehicle Parking
- VSA Vehicle Screening Area
- PSA Pedestrian Screening Area
- PCP Permit Check Point
- ▶ Entrance
- ← TA Bus Flow



Passion.Connected.  
하나된 열정



# Thank You!

The Olympic Winter Games PyeongChang 2018

## THE WORLDWIDE OLYMPIC PARTNERS



## THE OFFICIAL PARTNER OF PYEONGCHANG 2018



## THE OFFICIAL SPONSOR OF PYEONGCHANG 2018

SAMSUNG LIFE INSURANCE



SAMSUNG FIRE & MARINE INSURANCE



S SsangVong I&C  
Information & Communications

NAVER



aggreko



## THE OFFICIAL SUPPLIER OF PYEONGCHANG 2018

PAGODA Samil PwC BAE, KIM & LEE LLC BOMBARDIER  
SAMSUNG SECURITIES DAEDONG HANSSEM S-OIL Corporation  
SAMSUNG C&T HANJIN HANJIN TRAVEL HUAWEI  
HYUNDAI DEPARTMENT STORE GROUP Seoultent Daewon Rental  
KIMG KOEN KOMIPO KOWEPO KOSPO EWP  
Korea Airports Corporation Incheon International Airport Corporation  
KORAIL TechnoGym

## THE OFFICIAL SUPPORTER OF PYEONGCHANG 2018

INTERPARK AhnLab DYFlag HANCOM Duzon Bizon SMART PLANET  
LS OTTOGI Daegwanryoung Hanwoo noodle lovers Cheorwon Odae-ssal  
KukDong Metal Fence INFLUENTIAL SOMUNSA KELLY SERVICES  
Maeil Dairies Hoengseong Hanwoo Jet Set Sports DY KEPCO KPS  
KEPCO E&C KEPCO NF KEPCO KDN KOMSCO Airbnb  
Gangwon Ginseng Nonghyup Gangwon Potato Nonghyup HANBANDO Nonghyup  
JEONGSEON APPLE SOLRAEWON BAUERFEIND iLUKA